

EUROFAST®

**MECHANICAL FASTENING SOLUTIONS
FOR CLADDING**



Our Sales Team

ORDERING

E-mail sales@eurofastgroup.com

Telephone +31 493 31 58 85

DELIVERY

The Sales Team must receive the order in time and goods need to be in stock. If the goods aren't in stock, the Sales Team will inform you about the expected delivery date.

DISCLAIMER

Images in this catalogue may be different from the actual product.

Subject to misprints, errors and technical modifications.

Eurofast reserves the right to change this information at any time.

Table of Contents

Page	Corrosivity category*	Description
6	-	Basic selection of screws
10	-	Proper selection of screws - in three steps!
12	-	How to read product key
14		Proper installation rules
Sandwich panel screws for wood and concrete		
18	C3	ESPS-CS2-P-A19 7,0/6,3xL
21	C3	ESPS-CS2-P-A16 7,0/6,3xL
Sandwich panel self-drilling screws		
24	C3	ESPS-6-P-A19 6,3/5,5xL
26	C3	ESPS-6-P-A16 6,3/5,5xL
28	C4	ESPS-6-B-S19 6,3/5,5xL
30	C4	ESPS-6-B-S16 6,3/5,5xL
32	C3	ESPS-12-P-A19 6,3/5,5xL
34	C3	ESPS-12-P-A16 6,3/5,5xL
36	C4	ESPS-12-B-S19 6,3/5,5xL
38	C4	ESPS-12-B-S16 6,3/5,5xL
40	C3	ESPS-20-P-A19 6,3/5,5xL
42	C3	ESPS-20-P-A16 6,3/5,5xL
Sandwich panel self-tapping screws		
44	C4	ESTS-0A-S-S19 6,5xL
46	C4	ESTS-0A-S-S16 6,5xL
48	C2	ESTS-0A-Z-Z19 6,5xL
50	C2	ESTS-0A-Z-Z16 6,5xL

* Corrosivity category for screws intended to be used in C3, was determined on the basis of tests at an Independent Institute.

When screws are going to be used in corrosivity category C4, always contact Eurofast technical department for proper usage confirmation.

EUROFAST® “Fixed quality”

Page	Corrosivity category*	Description
Overlapping self-drilling screws		
52	C4	ESDS-PH-0-B-S12 (ESDS-PH-0-B-S11) 4,8x19
54	C4	ESDS-PH-0-B-S12 (ESDS-PH-0-B-S11) 5,5x25
56	C4	ESDS-0-B-S16 6,3xL
58	C4	ESDS-PH-0-B 4,8x28
60	C3	ESDS-PH-0-P-A12 (ESDS-PH-0-P-A11) 4,8x20
62	C4	ESDS-0-B-S14 4,8x20
64	C3	ESDS-0-P-A14 4,8x20
66	C3	ESDS-0-P 4,8x20
Metal members self-drilling screws		
68	C4	ESDS-3-B-S14 4,8x25
70	C4	ESDS-3-B-S16 5,5x25
72	C3	ESDS-3-P-A14 4,8xL
74	C3	ESDS-3-P 4,8xL
76	C4	ESDS-PH-5-B-S12 (ESDS-PH-5-B-S11) 5,5x25
78	C4	ESDS-5-B-S14 5,5x25
80	C3	ESDS-5-P-A14 5,5xL
82	C3	ESDS-5-P-A16 5,5xL
84	C3	ESDS-5-P 5,5x25
86	C4	ESDS-PH-6-B-S12 (ESDS-PH-6-B-S11) 6,3x25
88	C3	ESDS-6-P-A16 6,3x25
90	C3	ESDS-8-P-A14 5,5x27
92	C3	ESDS-8-P-A16 5,5x27
94	C4	ESDS-12-B-S16 5,5xL
96	C3	ESDS-12-P-A14 5,5x35
98	C3	ESDS-12-P-A16 5,5x35
100	C3	ESDS-12-P 5,5x35
102	C3	ESDS-20-P-A16 5,5x55
104	C2	ESDS-WH-2-Z 4,2xL

* Corrosivity category for screws intended to be used in C3, was determined on the basis of tests at an Independent Institute.

When screws are going to be used in corrosivity category C4, always contact Eurofast technical department for proper usage confirmation.

EUROFAST® “Fixed quality”

Page	Corrosivity category*	Description	
Metal members self-tapping screws			
106	C4	ESTS-0A-S-S19 6,5xL	
108	C4	ESTS-0A-S-S16 6,5xL	
110	C2	ESTS-0A-Z-Z19 6,5xL	
112	C2	ESTS-0A-Z-Z16 6,5xL	
114	C3	ESTS-0B-P-A16 6,3x25	
116	C2	ESTS-WH-0-Z 4,2xL	
Roof tiles self-drilling screws			
118	C4	EFS-2-B-S14 4,8x35	
120	C3	EFS-PH-2-P-A12 (EFS-PH-2-P-A11) 4,8xL	
122	C3	EFS-2-P-A14 4,8xL	
Ventilated facades self-drilling screws			
124	C4	EVFS-3-B-S16 5,5xL	
Metal members screws for wood and concrete			
126	C3	ESDS-CS2-P-A16 6,3xL	
Wood construction screws			
130	Service Class 1	EWCS-CSK-C08-Z 4,0xL	
131	Service Class 1	EWCS-CSK-C09-Z 4,5xL	
132	Service Class 1	EWCS-CSK-C10-Z 5,0xL	
133	Service Class 1	EWCS-CSK-C12-Z 6,0xL	
Accessories			
134	C3	ESW WxA saddle washers	
138	C2	C4	ELW-Z / ELW-S LxWxT linear washers
143	-	ENS nut setters	
144	-	Drills for concrete SDS+	
145	-	EFST Sealing polyethylene tapes for roofing and cladding	
























* Corrosivity category for screws intended to be used in C3, was determined on the basis of tests at an Independent Institute.

When screws are going to be used in corrosivity category C4, always contact Eurofast technical department for proper usage confirmation.























Basic selection of screws for sandwich panels

Substrates	Typical steel profiles to the substrate	Screw type	Corrosivity category	Screw designation	Washer
Concrete ≥ C20/25 	-		C1-C3	ESPS-CS2-P-A19 (page 18)	A19
Wood ≥ C24 				ESPS-CS2-P-A16 (page 21)	A16
2-6 mm 	Z-section closed profiles with a wall thickness of 2 - 6 mm		C4	ESPS-6-B-S19 (page 28)	S19
				ESPS-6-B-S16 (page 30)	S16
			C1-C3	ESPS-6-P-A19 (page 24)	A19
				ESPS-6-P-A16 (page 26)	A16
4-12 mm 	I-beam IPE 80-IPE 300 IPN 80-IPN 200 HEA 100-HEA 220 HEB 100-HEB 120 C-section UPN 50-UPN 180 UPE 80-UPE 200		C4	ESPS-12-B-S19 (page 36)	S19
				ESPS-12-B-S16 (page 38)	S16
			C1-C3	ESPS-12-P-A19 (page 32)	A19
				ESPS-12-P-A16 (page 34)	A16
4-20 mm 	I-beam IPE 80-IPE 550 IPN 80-IPN 360 HEA 100-HEA 400 HEB 100-HEB 300 C-section UPN 50-UPN 300 UPE 80-UPE 200		C1-C3	ESPS-20-P-A19 (page 40)	A19
				ESPS-20-P-A16 (page 42)	A16
Wood C24 	-		C4	ESTS-0A-S-S19 (page 44)	S19
				ESTS-0A-S-S16 (page 46)	S16
		C1-C2		ESTS-0A-Z-Z19 (page 48)	Z19
				ESTS-0A-Z-Z16 (page 50)	Z16

Basic selection of screws for metal members and sheeting

Substrates	Connections	Typical profiles	Screw type	Corrosivity category	Screw designation	Washer
	Steel sheet/ steel sheet	steel sheet with a thickness of 0,50–1,00 mm		C4	ESDS-PH-0-B-S12 4,8/ ESDS-PH-0-B-S11 4,8 (page 52)	S12/ S11
				C4	ESDS-PH-0-B-S12 5,5/ ESDS-PH-0-B-S11 5,5 (page 54)	S12/ S11
				C4	ESDS-0-B-S16 6,3 (page 56)	S16
				C4	ESDS-PH-0-B 4,8 (page 58)	-
				C1–C3	ESDS-PH-0-P-A12 4,8 / ESDS-PH-0-P-A11 4,8 (page 60)	A12/ A11
				C4	ESDS-0-B-S14 (page 62)	S14
				C1–C3	ESDS-0-P-A14 (page 64)	A14
				C1–C3	ESDS-0-P (page 66)	-
	Steel sheet/ cold formed profile	Z-section closed profiles with a wall thickness of 1–3 mm		C4	ESDS-3-B-S14 4,8 (page 68)	S14
				C4	ESDS-3-B-S16 5,5 (page 70)	S16
				C1–C3	ESDS-3-P-A14 (page 72)	A14
				C1–C3	ESDS-3-P (page 74)	-
	Steel sheet/ cold formed profile	Z-section closed profiles with a wall thickness of 1,5–5 mm		C4	ESDS-PH-5-B-S12 5,5/ ESDS-PH-5-B-S11 5,5 (page 76)	S12/ S11
				C4	ESDS-5-B-S14 5,5 (page 78)	S14
				C1–C3	ESDS-5-P-A14 5,5 (page 80)	A14
				C1–C3	ESDS-5-P-A16 5,5 (page 82)	A16
				C1–C3	ESDS-5-P 5,5 (page 84)	-
	Steel sheet/ cold formed profile or hot rolled profile	Z-section closed profiles I-beam IPE 80–IPE 100 IPN 80		C4	ESDS-PH-6-B-S12 6,3/ ESDS-PH-6-B-S11 6,3 (page 86)	S12/ S11
				C1–C3	ESDS-6-P-A16 6,3 (page 88)	A16

Basic selection of screws for metal members and sheeting

Substrates	Connections	Typical profiles	Screw type	Corrosivity category	Screw designation	Washer
	Steel sheet/ hot rolled profile	I-beam IPE 80–IPE 160 IPN 80–IPN 120 C-section UPN 50–UPN 65 UPE 80–UPE 100		C1–C3	ESDS-8-P-A14 5,5 (page 90)	A14
				C1–C3	ESDS-8-P-A16 5,5 (page 92)	A16
	Steel sheet/ hot rolled profile	I-beam IPE 80–IPE 330 IPN 80–IPN 200 HEA 100–HEA 220 HEB 100–HEB 120 C-section UPN 50–UPN 200 UPE 80–UPE 200		C4	ESDS-12-B-S16 5,5 (page 94)	S16
				C1–C3	ESDS-12-P-A14 5,5 (page 96)	A14
				C1–C3	ESDS-12-P-A16 5,5 (page 98)	A16
				C1–C3	ESDS-12-P 5,5 (page 100)	-
	Steel sheet/ hot rolled profile	I-beam IPE 120–IPE 550 IPN 100–IPN 360 HEA 100–HEA 400 HEB 100–HEB 300 C-section UPN 50–UPN 300 UPE 80–UPE 200		C1–C3	ESDS-20-P-A16 5,5 (page 102)	A16
 	Steel sheet/wood Steel sheet/ concrete	-		C1–C3	ESDS-CS2-P-A16 6,3 (page 126)	A16
		Roof tile/wood	-		C4	EFS-2-B-S14 4,8 (page 118)
				C1–C3	EFS-PH-2-P-A12 4,8 (page 120)	A12/ A11
				C1–C3	EFS-2-P-A14 4,8 (page 122)	A14
Wood C24 	Steel sheet/wood Steel sheet/ Steel sheet or profile	steel sheet or profile with a thickness of 0,63–2,00 mm		C4	ESTS-0A-S-S19 (page 106)	S19
				C4	ESTS-0A-S-S16 (page 108)	S16
				C1–C2	ESTS-0A-Z-Z19 (page 110)	Z19
				C1–C2	ESTS-0A-Z-Z16 (page 112)	Z16

Introduction

Eurofast

was established in 1977, in the Netherlands. Furthermore we have Business Units and divisions in Hungary, Poland, Belgium, Germany, United Kingdom and Denmark. Making it possible for us to serve more than 25 European countries.

Every fastening project is unique and comes with different needs in terms of products and services. At Eurofast we are well aware of this and can help you with customised advice for your specific situation. Keeping in mind a country's individual approach to fastening and your preferences. We help you in finding the solution for your project.

We are proud to present to you our fully updated catalogue.

If there are any questions, please do not hesitate to contact our team.

Kjell Verdonschot

Chief Executive Officer C.E.O.



Proper selection of screws - in three steps!

For the proper selection of screws to a particular solution must take into account several factors affecting the proper work of the connections. The steps are listed below:

1. **CORROSION.** Selection of a suitable material and coating of the screw to the base material and the corrosion aggressiveness of the environment is particularly important for safety reasons. Always use the right products with the purpose to prevent or minimize the effects of corrosion. The most common types of electrochemical corrosion, that fasteners are exposed to are:

- atmospheric corrosion
- galvanic corrosion (Contact)
- pitting (contact with chlorine)

The primary way to protect against chemical corrosion is the selection of a suitable material. Protection against galvanic corrosion is cathodic protection. Cathodic protection is the combination of the protected structure with less precious metal, forming an anode of the cell. In the case of screws is particularly widespread protection against corrosion with protective inorganic coating (zinc, nickel) and organic (paints, varnishes, coatings, plastics) proper determination of the corrosive environment and use of the tables below should provide an adequate level of safety.

The following table contains a selection of material and coating of the screw to the specified categories of corrosivity. In the following pages, pages marked with a specific colour in the table indicate corrosivity category in which the product can be used.

The use of screws due to the corrosivity categories according to EN ISO 12944-2						
Category	C1	C2	C3	C4	C5	CX
Description of the environment	Inside: heated buildings with clean atmospheres, such as offices, shops, schools, hotels. Outside: there is no.	Inside: unheated buildings where condensation may occur, such as warehouses, sports halls. Outside: atmosphere slightly polluted. Mainly in rural areas.	Inside: production areas with high humidity and some air pollution, such as food processing plants, laundries, breweries, dairies. Outside: urban and industrial atmospheres, the average sulfur dioxide pollution (IV). Coastal areas with low salinity.	Inside: chemical plants, swimming pools, ship repair ships and boats. Outside: Industrial areas and coastal areas with an average salinity.	Inside: buildings or areas with almost permanent condensation and high pollution. Outside: Industrial areas with high humidity and aggressive atmosphere and coastal areas with high salinity	Inside: industrial areas with extreme humidity and aggressive atmosphere Outside: Marine areas with high salinity and industrial areas with extreme humidity and aggressive atmosphere as well as subtropical and tropical climates
Screw material	Carbon Steel phosphate	Carbon steel zined $\geq 12\mu\text{m}$	Carbon steel coated with a layer of strength min. 500h in salt spray test	Stainless steel		

Screws for corrosivity category C1
 Screws for corrosivity category C1, C2
 Screws for corrosivity category C1, C2, C3
 Screws for corrosivity category C1, C2, C3, C4

Proper selection of screws - in three steps!

The following table contains information regarding the selection of materials for the purpose of protecting the connections against galvanic corrosion.

Substrate material (element with a large area)		Screw material (element with a small area)				
		Carbon steel	Carbon steel zinced	Aluminium	Copper	Stainless steel
Substrate material (element with a large area)	Carbon steel	+ *	-	-	+ *	+ *
	Carbon steel zinced	+ *	+	+	x	+
	Aluminium	-	x	+	-	+
	Copper	-	-	-	+	+
	Stainless steel	-	-	-	+	+

Description:

- + correct connection
- incorrect connection
- x connection not recommended
- * low impact on the acceleration of corrosion

2. SCREW TYPE. Before assembly, it is important to choose the right kind of screw on grounds of meeting the requirements of the application. To do this, choose the right product, taking into account the following factors:

- required connections capacity specified in the project
- construction substrate type (kind, grade)
- minimum substrate thickness specified for the particular type of screw
- maximum drilling capacity specified for the particular type of screw
- connection waterproof - selecting screws with EPDM washer or without

Detailed data is given for each product in the following pages of catalogue.

DEAR CUSTOMER. IF YOU DO NOT HAVE A FIXING PLAN, WE INVITE YOU TO SUBMIT QUESTIONS TO OUR TECHNICAL DEPARTMENT. AFTER OBTAINING THE COMPLETE DATA, WE CAN THEN PREPARE THE PROJECT.

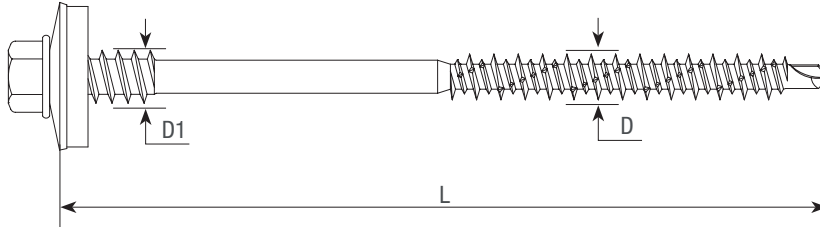
3. FIXED COMPONENTS THICKNESS. Depending on the thickness of the fixed element to choose the appropriate length of the screw on the basis of the range $h_{min} - h_{max}$. When selecting the steel sheet screws you should consider the following:

- thickness of the substrate, thickness of steel sheets and fastened separation elements

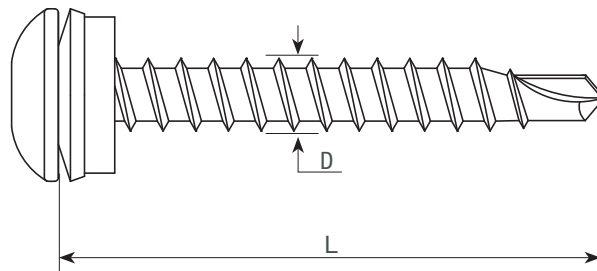
When selecting the sandwich panel screws you should consider the following:

- fixing point position specified in the project
- thickness of the sandwich panel mounted at the installation site
- the thickness of the sealing tapes, saddle washers and linear washers when used

How to read product key



B	-	ESPS	-	-	-	CS2	-	P	-	A	19	-	70	-	63	138	-	R9010	= B-ESPS-CS2-P-A19-70-63138-R9010
↑		↑		↑		↑		↑		↑		↑		↑		↑		↑	
Packaging		Product group name		Head type		Drilling capacity		Coating		Material washer	Diameter washer		Screw diameter high thread (D1)		Screw diameter working main thread (D)	Screw length (L)		Colour	



B	-	EFS	-	PH	-	2	-	Z	-	A	12	-	-	-	48	035	-	R9001	= B-EFS-PH-2-Z-A12-48035-R9001
↑		↑		↑		↑		↑		↑		↑		↑		↑		↑	
Packaging		Product group name		Head type		Drilling capacity		Coating		Material washer	Diameter washer		Screw diameter high thread (D1)		Screw diameter working main thread (D)	Screw length (L)		Colour	

Product key designation

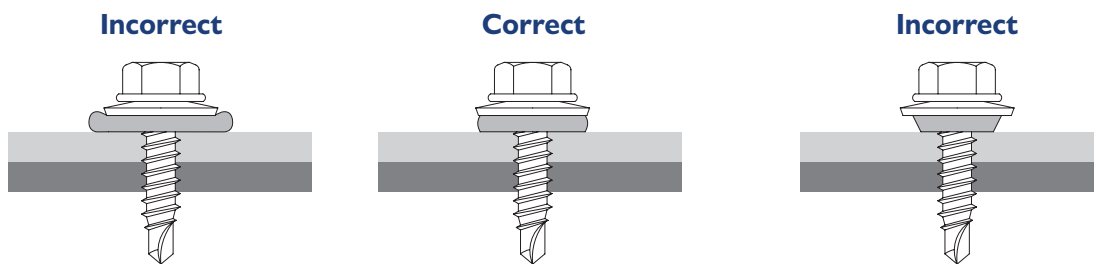
	Packaging		Material washer
No letters	Small box packaging	A	Aluminium
B	Bulk packaging (option on request)	S	Stainless Steel
	Product group name	SM	Stainless Steel MUSHROOM type
EFCS	Eurofast Fibrecement Screw	Z	Zinc plated
ESPS	Eurofast Sandwich Panel Screw		Diameter washer
ESDS	Eurofast Self Drilling Screw	No digits	No washer assembled
ESTS	Eurofast Self Tapping Screw	11	Washer diameter 11mm
EFS	Eurofast Farmer Screw	12	Washer diameter 12 mm
EVFS	Eurofast Ventilated Facades Screws	14	Washer diameter 14 mm
EWCS	Eurofast Wood Construction Screws	16	Washer diameter 16 mm
ESW	Eurofast Saddle Washers	19	Washer diameter 19 mm
ELW	Eurofast Linear Washers	22	Washer diameter 22 mm
EFST	Eurofast Foam Sealing Tapes	25	Washer diameter 25 mm
	Head type	29	Washer diameter 29 mm
No letters	Hex Washer Head		Screw diameter high thread (D1)
PH	Pan Head with Torx recess	No digits	No High Thread
WH	Wafer Head PH2 recess	55	Thread diameter 5,5 mm
HH	Hex Head	63	Thread diameter 6,3 mm
FH	Flange Head	70	Thread diameter 7,0 mm
CSK	Countersunk Head		Screw diameter working main thread (D)
	Drilling capacity	35	Thread diameter 3,5 mm
0	Overlapping screw with drilling capacity	40	Thread diameter 4,0 mm
	2x1,00mm or sharp point self-tapping screw (ESTS)	42	Thread diameter 4,2 mm
0A	Self-tapping screws Type A	45	Thread diameter 4,5 mm
0B	Self-tapping screws Type B	48	Thread diameter 4,8 mm
CS2	Concrete screw drilling capacity 2x1,00 mm	50	Thread diameter 5,0 mm
2	Drilling capacity 2x1,00 mm	55	Thread diameter 5,5 mm
3	Drilling capacity 3 mm	60	Thread diameter 6,0 mm
5	Drilling capacity 5 mm	63	Thread diameter 6,3 mm
6	Drilling capacity 6 mm	65	Thread diameter 6,5 mm
8	Drilling capacity 8 mm		Screw length
12	Drilling capacity 12 mm		Length based on total length
20	Drilling capacity 20 mm		measured until head
	Coating/Material		Colour
Z	Zinc plated	No letters	Screw not painted
P	PREMIUM type coating 500h	R...	Painted screw (head and washer)
SP	SUPER PREMIUM type coating 1000h		in RAL colour. Colour number "..."
C	Chromium steel screw	N...	Painted screw (head and washer)
B	Bi-metal screw		in NCS colour code. Colour number "..."
S	Stainless screw	B...	Painted screw (head and washer)
			in British steel colour code. Colour number "..."

Proper installation rules

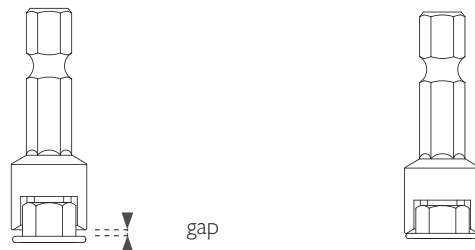
For sandwich panel screws and screws for metal members and sheeting

In order to properly use screws, correct installation is extremely important. Below are listed a few key rules:

- the screws should always be fixed perpendicular to the substrate
- should be fixed using the appropriate tool, equipped with clutch control, for the specific type of screw
- screws should be fixed with an appropriate tightening torque. For screws with a diameter of 4.8mm recommended torque is 4 Nm, with a diameter of 5.5mm recommended torque is 5 Nm , and for 6.3mm torque is 7Nm (recommendation is not valid for concrete and wood screws)
- screws with EPDM washer must be properly tightened (see figure below)



- the maximum drilling capacity should be used for the screw type. It is the sum of all steel components through which the screw drills
- installation parameters specific to the screw must be used
- screws may only be used for their intended use
- screws must be used in accordance with the building project
- cutting screws protruding outside the construction is not allowed because of the risk of losing the connection resistance
- use nut-setters dedicated to the screws. Nut-setters supplied by Eurofast ensure proper installation of our screws



Incorrect

Nut setter is too shallow, not adjoined to screw flange. Screw slides on the steel sheet or falls from the nut setter

Correct

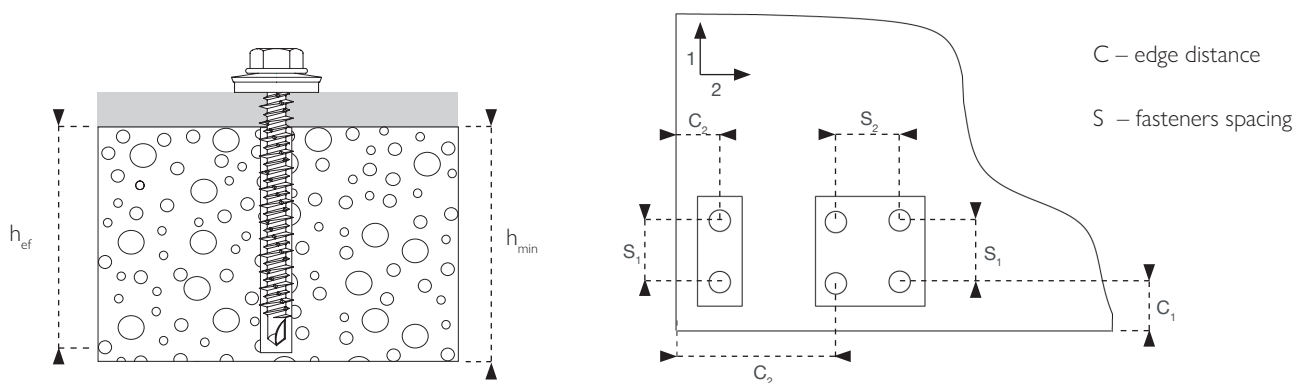
Properly selected nut setter well adjoined to screw flange

Proper installation rules

Information for screws for concrete and wood

Connections made by the screws are disjointed indirect connections. Screws can be used for making connections in non-cracked concrete or wood.

Before fixing screws in the concrete you are required to make the calculations preserving correct assembly. The diagram below shows the basic design parameters.



No.	Fixing parameters in concrete substrate	
1.	Effective embedment depth h_{ef}	30 mm, 40 mm
2.	Minimum substrate thickness h_{min}	Embedment depth + 30 mm
3.	Minimum edge distance $c_{cr,N}$	Embedment depth \times 1,5
4.	Minimum spacing $s_{cr,N}$	Embedment depth \times 3

ON CUSTOMER REQUEST, WE PERFORM FIXING PLANS. FOR INFORMATION CONTACT THE SALES DEPARTMENT.

The selection of the appropriate type of ESDS-CS2-P-A16 screw should be carried out in the same way as the selection of screws for fixing steel sheets, taking into account such elements as corrosive environment, the connection parameters and the thickness of fixed elements.

Advantages of the connections made by screws ESDS-CS2-P-A16 are:

- The opportunity to make connections in wood and concrete, with a single solution
- No need for pre-drilling when fixing to wood
- 3 tested embedment depths in concrete provide the ability to optimal selection of load capacity of the connections
- The possibility to apply screws near the edge of a concrete element - connection is not spreading in concrete
- Use of EPDM washers ensure watertight connections

Proper installation rules

Proper installation rules of screws ESDS-CS2-P-A16

1. Before installation in concrete perform an initial pilot hole with a diameter of 5 mm
2. Preliminary hole depth must be about 10mm greater than anchoring depth
3. Screws should always be fixed perpendicular to the substrate
4. Screws should be fixed with an appropriate tightening torque
5. The thickness of sealing tape between substrate and the steel sheet should be no greater than 3 mm
6. Screws should be fixed using the appropriate tool, equipped with clutch control, for the specific type of screw
7. Installation parameters specific to the screw must be kept
8. Screws must be used in accordance with the building project

Letter designations


Letter designations used in the catalog

D	main thread diameter
D1	additional thread diameter (e.g support high thread)
L	screw or part total length
L1	working area length
h_{\min}	minimum thickness of the fixed elements taking into account substrate thickness or embedment depth
h_{\max}	maximum thickness of the fixed elements taking into account substrate thickness or embedment depth
h_{ef}	effective embedment depth
A	angle
W	part width
T	part thickness
C	fastener edge distance
S	fastener spacing


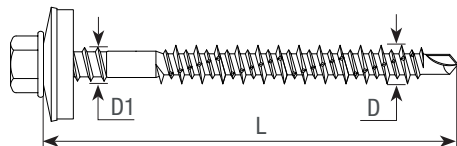
Sandwich panel screws for wood and concrete

ESPS-CS2-P-A19

Self-drilling screw for fixing **sandwich panels to wooden or concrete*** substrate



Product key	D1/DxL	h min	h max	h min	h max			Max. drilling capacity	Head size	Washer diameter	Single box	Outer carton
		panel/wood		panel/concrete								
		$h_{ef} = 40 \text{ mm}$		all	$h_{ef} = 30 \text{ mm}$	$h_{ef} = 40 \text{ mm}$	$h_{ef} = 50 \text{ mm}$					
		mm	mm	mm	mm	mm	mm					
ESPS-CS2-P-A19-70-63103	7,0/6,3 × 103	40	60	50	70	60	50	2 × 1,00	8	19	100	1200
ESPS-CS2-P-A19-70-63113	7,0/6,3 × 113	50	70	60	80	70	60	2 × 1,00	8	19	100	600
ESPS-CS2-P-A19-70-63138	7,0/6,3 × 138	75	95	85	105	95	85	2 × 1,00	8	19	100	600
ESPS-CS2-P-A19-70-63153	7,0/6,3 × 153	90	110	100	120	110	100	2 × 1,00	8	19	100	600
ESPS-CS2-P-A19-70-63173	7,0/6,3 × 173	110	130	120	140	130	120	2 × 1,00	8	19	100	600
ESPS-CS2-P-A19-70-63203	7,0/6,3 × 203	140	160	150	170	160	150	2 × 1,00	8	19	100	600
ESPS-CS2-P-A19-70-63228	7,0/6,3 × 228	165	185	175	195	185	175	2 × 1,00	8	19	100	600
ESPS-CS2-P-A19-70-63253	7,0/6,3 × 253	190	210	200	220	210	200	2 × 1,00	8	19	100	600



MATERIALS:

- Screws are made of low carbon steel surface-hardened and coated with a PREMIUM type coating of 500 hours resistance in salt spray test
- Washer is made of aluminium with vulcanized EPDM layer
- Screw heads and washers may be coated with lacquer coating

INSTALLATION:

- Maximum drilling capacity in steel up to **2x1,00 mm**
- Before installation in concrete perform an initial hole in diameter 5 mm*
- Anchoring depth in wood **40 mm**
- Anchoring depth in concrete **30, 40 or 50 mm***
- For installation, use screwdrivers with a maximum speed of 100 rpm with regulated torque

CERTIFICATES:

- ETA-16/0734



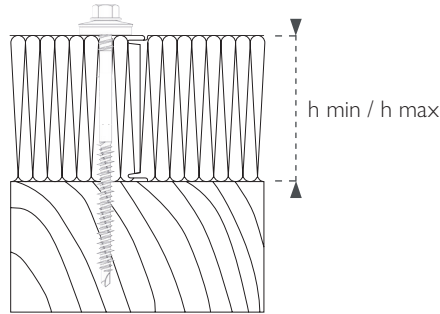
* Concrete substrate is not covered by the ETA. Reference shear and tension values on page 20

DRILLING CAPACITY 2 X 1,00 MM

CORROSIVITY CATEGORY

C3

MAXIMUM AND MINIMUM THICKNESS OF FIXED ELEMENTS TO WOODEN SUBSTRATE:



h min – minimum thickness of the fixed elements. Is the sum of: sandwich panel thickness at the fixing point and insulating tape thickness, saddle washer thickness or linear washer thickness if any.

h max – maximum thickness of the fixed elements. Is the sum of: sandwich panel thickness at the fixing point and the insulating tape thickness, saddle washer thickness or linear washer thickness if any.

TECHNICAL SPECIFICATIONS:

Fastener designation	Sandwich panel lining thickness ²⁾ , [mm]	Characteristic shear load*, [kN]	
		Effective embedment depth in wood $h_{ef}^{1)}$, [mm]	
		40,00	
ESPS-CS2-P-A19	0,40	0,84	
	0,50	1,72	
	0,55	1,72	
	0,60	1,72	
	0,63	1,90	
	0,70	1,99	
	0,75	2,69	
	0,88	2,69	
	1,00	3,10	

Fastener designation	Sandwich panel lining thickness ²⁾ , [mm]	Characteristic tension load*, [kN]	
		Effective embedment depth in wood $h_{ef}^{1)}$, [mm]	
		40,00	
ESPS-CS2-P-A19	0,40	1,81	
	0,50	3,63	
	0,55	3,63	
	0,60	3,63	
	0,63	3,63	
	0,70	3,63	
	0,75	3,63	
	0,88	3,63	
	1,00	3,63	

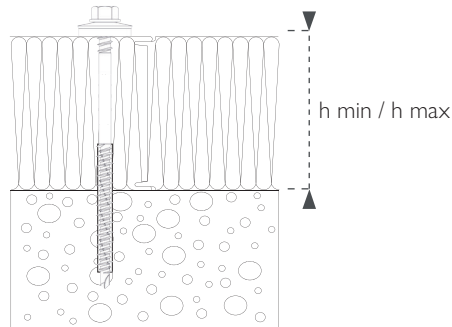
¹⁾ Construction wood according to EN 14081-1, class C24 according to EN 338

²⁾ Steel grade S280GD, S320GD or S350GD according to EN 10346

* In order to determine the design resistance characteristic value should be divided by a safety factor of 1.33

REFERENCE VALUES NOT COVERED BY THE ETA

MAXIMUM AND MINIMUM THICKNESS OF FIXED ELEMENTS TO CONCRETE SUBSTRATE:



h min – minimum thickness of the fixed elements. Is the sum of: sandwich panel thickness at the fixing point and the insulating tape thickness, saddle washer thickness or linear washer thickness if any.

h max – maximum thickness of the fixed elements. Is the sum of: sandwich panel thickness at the fixing point and the insulating tape thickness, saddle washer thickness or linear washer thickness if any..

TECHNICAL SPECIFICATIONS:

Fastener designation	Sandwich panel lining thickness ²⁾ , [mm]	Characteristic shear load, [kN]*		
		Effective embedment depth in concrete hef [mm] ¹⁾		
		30,00	40,00	50,00
ESPS-CS2-P-A19	0,40	0,84 ³⁾	0,84 ³⁾	0,84 ³⁾
	0,50	1,72 ³⁾	1,72 ³⁾	1,72 ³⁾
	0,55	1,72 ³⁾	1,72 ³⁾	1,72 ³⁾
	0,63	1,90 ³⁾	1,90 ³⁾	1,90 ³⁾
	0,75	2,69 ³⁾	2,69 ³⁾	2,69 ³⁾
	0,88	2,69 ³⁾	2,69 ³⁾	2,69 ³⁾
	1,00	3,10 ³⁾	3,10 ³⁾	3,10 ³⁾

Fastener designation	Sandwich panel lining thickness ²⁾ , [mm]	Characteristic tension load, [kN]*		
		Effective embedment depth in concrete hef [mm] ¹⁾		
		30,00	40,00	50,00
ESPS-CS2-P-A19	0,40	1,81 ⁴⁾	1,81 ³⁾	1,81 ³⁾
	0,50	2,47 ⁴⁾	4,14 ³⁾	4,14 ³⁾
	0,55	2,47 ⁴⁾	4,14 ³⁾	4,14 ³⁾
	0,63	2,47 ⁴⁾	5,10 ³⁾	5,10 ³⁾
	0,75	2,47 ⁴⁾	7,25 ³⁾	7,70 ³⁾
	0,88	2,47 ⁴⁾	7,25 ³⁾	7,70 ³⁾
	1,00	2,47 ⁴⁾	7,25 ³⁾	7,78 ³⁾

¹⁾ Concrete class C20/25 according to EN 206

²⁾ Steel grade S280GD, S320GD or S350GD according to EN 10346

³⁾ Steel sheet damage or fastener pull-through


⁴⁾ Fastener pull out from the substrate

* In order to determine the design resistance characteristic value should be divided by a safety factor of 2,52 if fastener was pulled out from the substrate or 1,13 if steel sheet was damaged or fastener pull through

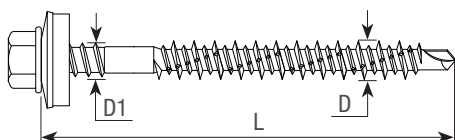
Sandwich panel screws for wood and concrete

ESPS-CS2-P-A16

Self-drilling screw for fixing **sandwich panels to wooden or concrete*** substrate



Product key	D1/DxL	h min	h max	h min	h max			Max. drilling capacity	Head size	Washer diameter	Single box	Outer carton
		panel/wood		panel/concrete								
		$h_{ef} = 40 \text{ mm}$	all	$h_{ef} = 30 \text{ mm}$	$h_{ef} = 40 \text{ mm}$	$h_{ef} = 50 \text{ mm}$						
mm	mm	mm	mm	mm	mm	mm	mm	mm	mm	pcs.	pcs.	
ESPS-CS2-P-A16-70-63103	7,0/6,3 x 103	40	60	50	70	60	50	2 x 1,00	8	16	100	1200
ESPS-CS2-P-A16-70-63113	7,0/6,3 x 113	50	70	60	80	70	60	2 x 1,00	8	16	100	600
ESPS-CS2-P-A16-70-63138	7,0/6,3 x 138	75	95	85	105	95	85	2 x 1,00	8	16	100	600
ESPS-CS2-P-A16-70-63153	7,0/6,3 x 153	90	110	100	120	110	100	2 x 1,00	8	16	100	600
ESPS-CS2-P-A16-70-63173	7,0/6,3 x 173	110	130	120	140	130	120	2 x 1,00	8	16	100	600
ESPS-CS2-P-A16-70-63203	7,0/6,3 x 203	140	160	150	170	160	150	2 x 1,00	8	16	100	600
ESPS-CS2-P-A16-70-63228	7,0/6,3 x 228	165	185	175	195	185	175	2 x 1,00	8	16	100	600
ESPS-CS2-P-A16-70-63253	7,0/6,3 x 253	190	210	200	220	210	200	2 x 1,00	8	16	100	600



MATERIALS:

- Screws are made of low carbon steel surface-hardened and coated with a PREMIUM type coating of 500 hours resistance in salt spray test
- Washer is made of aluminium with vulcanized EPDM layer
- Screw heads and washers may be coated with lacquer coating

INSTALLATION:

- Maximum drilling capacity in steel up to **2x1,00 mm**
- Before installation in concrete perform an initial hole in diameter 5 mm*
- Anchoring depth in wood **40 mm**
- Anchoring depth in concrete **30, 40 or 50 mm***
- For installation, use screwdrivers with a maximum speed of 100 rpm with regulated torque

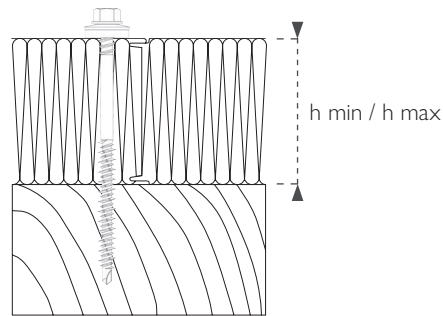
CERTIFICATES:

- ETA-16/0734



* Concrete substrate is not covered by the ETA. Reference shear and tension values on page 23

MAXIMUM AND MINIMUM THICKNESS OF FIXED ELEMENTS TO WOODEN SUBSTRATE:



h min

– minimum thickness of the fixed elements. Is the sum of: sandwich panel thickness at the fixing point and the insulating tape thickness, saddle washer thickness or linear washer thickness if any.

h max

– maximum thickness of the fixed elements. Is the sum of: sandwich panel thickness at the fixing point and the insulating tape thickness, saddle washer thickness or linear washer thickness if any.

TECHNICAL SPECIFICATIONS:

Fastener designation	Sandwich panel lining thickness ²⁾ , [mm]	Characteristic shear load*, [kN]	
		Effective embedment depth in wood h_{ef} ¹⁾ , [mm]	
		40,00	
ESPS-CS2-P-A16	0,40	0,84	
	0,50	1,72	
	0,55	1,72	
	0,60	1,72	
	0,63	1,90	
	0,70	1,99	
	0,75	2,69	
	0,88	2,69	
	1,00	3,10	

Fastener designation	Sandwich panel lining thickness ²⁾ , [mm]	Characteristic tension load*, [kN]	
		Effective embedment depth in wood h_{ef} ¹⁾ , [mm]	
		40,00	
ESPS-CS2-P-A16	0,40	1,40	
	0,50	2,53	
	0,55	2,53	
	0,60	2,77	
	0,63	2,77	
	0,70	2,89	
	0,75	2,89	
	0,88	2,89	
	1,00	3,63	

¹⁾ Construction wood according to EN 14081-1, class C24 according to EN 338

²⁾ Steel grade S280GD, S320GD or S350GD according to EN 10346

* In order to determine the design resistance characteristic value should be divided by a safety factor of 1.33

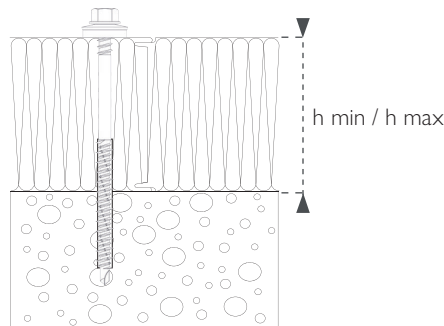
DRILLING CAPACITY 2 X 1,00 MM

CORROSIVITY CATEGORY

C3

REFERENCE VALUES NOT COVERED BY THE ETA

MAXIMUM AND MINIMUM THICKNESS OF FIXED ELEMENTS TO CONCRETE SUBSTRATE:



h min – minimum thickness of the fixed elements. Is the sum of: sandwich panel thickness at the fixing point and the insulating tape thickness, saddle washer thickness or linear washer thickness if any.

h max – maximum thickness of the fixed elements. Is the sum of: sandwich panel thickness at the fixing point and the insulating tape thickness, saddle washer thickness or linear washer thickness if any.

TECHNICAL SPECIFICATIONS:

Fastener designation	Sandwich panel lining thickness ²⁾ , [mm]	Characteristic shear load, [kN]*		
		Effective embedment depth in concrete h_{ef} ¹⁾ , [mm]		
		30,00	40,00	50,00
ESPS-CS2-P-A16	0,40	0,84 ³⁾	0,84 ³⁾	0,84 ³⁾
	0,50	1,72 ³⁾	1,72 ³⁾	1,72 ³⁾
	0,55	1,72 ³⁾	1,72 ³⁾	1,72 ³⁾
	0,63	1,90 ³⁾	1,90 ³⁾	1,90 ³⁾
	0,75	2,69 ³⁾	2,69 ³⁾	2,69 ³⁾
	0,88	2,69 ³⁾	2,69 ³⁾	2,69 ³⁾
	1,00	3,10 ³⁾	3,10 ³⁾	3,10 ³⁾

Fastener designation	Sandwich panel lining thickness ²⁾ , [mm]	Characteristic tension load, [kN]*		
		Effective embedment depth in concrete h_{ef} ¹⁾ , [mm]		
		30,00	40,00	50,00
ESPS-CS2-P-A16	0,40	1,40 ⁴⁾	1,40 ³⁾	1,40 ³⁾
	0,50	2,47 ⁴⁾	2,53 ³⁾	2,53 ³⁾
	0,55	2,47 ⁴⁾	2,53 ³⁾	2,53 ³⁾
	0,63	2,47 ⁴⁾	2,77 ³⁾	2,77 ³⁾
	0,75	2,47 ⁴⁾	2,89 ³⁾	2,89 ³⁾
	0,88	2,47 ⁴⁾	2,89 ³⁾	2,89 ³⁾
	1,00	2,47 ⁴⁾	4,27 ³⁾	4,27 ³⁾

¹⁾ Concrete class C20/25 according to EN 206

²⁾ Steel grade S280GD, S320GD or S350GD according to EN 10346

³⁾ Steel sheet damage or fastener pull-through

⁴⁾ Fastener pull out from the substrate

* In order to determine the design resistance characteristic value should be divided by a safety factor of 2,52 if fastener was pulled out from the substrate or 1,13 if steel sheet was damaged or fastener pull through

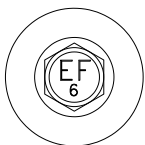
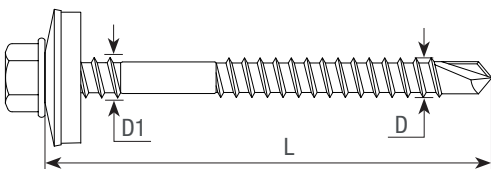
Sandwich panel self-drilling screws

ESPS-6-P-A19

Self-drilling screw for fixing **sandwich panels to the steel substrate**



Product key	D1/DxL	h min	h max	Max. drilling capacity	Head size	Washer diameter	Single box	Outer carton
	mm	mm	mm	mm	mm	mm	pcs.	pcs.
ESPS-6-P-A19-63-55065	6,3/5,5 × 65	30	47	6	8	19	100	1200
ESPS-6-P-A19-63-55080	6,3/5,5 × 80	30	62	6	8	19	100	1200
ESPS-6-P-A19-63-55090	6,3/5,5 × 90	40	72	6	8	19	100	1200
ESPS-6-P-A19-63-55110	6,3/5,5 × 110	60	92	6	8	19	100	600
ESPS-6-P-A19-63-55125	6,3/5,5 × 125	75	107	6	8	19	100	600
ESPS-6-P-A19-63-55150	6,3/5,5 × 150	100	132	6	8	19	100	600
ESPS-6-P-A19-63-55175	6,3/5,5 × 175	125	157	6	8	19	100	600
ESPS-6-P-A19-63-55200	6,3/5,5 × 200	150	182	6	8	19	100	600
ESPS-6-P-A19-63-55230	6,3/5,5 × 230	160	212	6	8	19	100	600
ESPS-6-P-A19-63-55275	6,3/5,5 × 275	205	257	6	8	19	100	600



MATERIALS:

- Screws are made of low carbon steel surface-hardened and coated with a PREMIUM type coating of 500 hours resistance in salt spray test
- Washer is made of aluminium with vulcanized EPDM layer
- Screw heads and washers may be coated with lacquer coating

INSTALLATION:

- Maximum drilling capacity in steel **up to 6 mm**
- For installation, use screwdrivers with a maximum speed of 1800 rpm with regulated torque

CERTIFICATES:

- ETA-16/0734

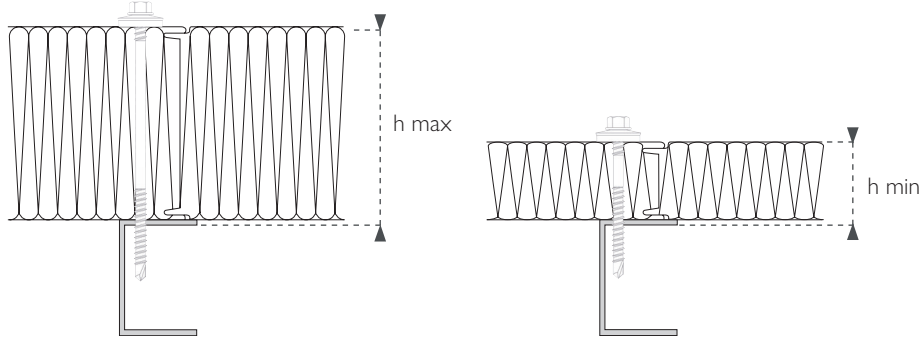


DRILLING CAPACITY 6 MM

CORROSIVITY CATEGORY

C3

MAXIMUM AND MINIMUM THICKNESS OF FIXED ELEMENTS:



h min – minimum thickness of the fixed elements. Is the sum of: sandwich panel thickness at the fixing point, the thickness of the substrate and the insulating tape thickness, saddle washer thickness or linear washer thickness if any.

h max – maximum thickness of the fixed elements. Is the sum of: sandwich panel thickness at the fixing point, the thickness of the substrate and the insulating tape thickness, saddle washer thickness or linear washer thickness if any.

TECHNICAL SPECIFICATIONS:

Fastener designation	Sandwich panel lining thickness ¹⁾ , [mm]	Characteristic shear load, [kN]*				
		Steel substrate thickness ²⁾ , [mm]				
		2,00	2,50	3,00	4,00	5,00
ESPS-6-P-A19	0,40	0,84	0,84	0,84	0,84	0,84
	0,50	1,72	1,72	1,72	1,72	1,72
	0,55	1,72	1,72	1,72	1,72	1,72
	0,60	1,72	1,72	1,72	1,72	1,72
	0,63	1,90	1,90	1,90	1,90	1,90
	0,70	1,99	1,99	1,99	1,99	1,99
	0,75	2,69	2,69	2,69	2,69	2,69
	0,88	2,69	2,69	2,69	2,69	2,69
	1,00	3,10	3,10	3,10	3,10	3,10

Fastener designation	Sandwich panel lining thickness ¹⁾ , [mm]	Characteristic tension load, [kN]*				
		Steel substrate thickness ²⁾ , [mm]				
		2,00	2,50	3,00	4,00	5,00
ESPS-6-P-A19	0,40	1,81	1,81	1,81	1,81	1,81
	0,50	3,10	3,10	4,10	4,14	4,14
	0,55	3,10	3,10	4,10	4,14	4,14
	0,60	3,10	3,10	4,10	4,14	4,14
	0,63	3,10	3,10	4,10	5,10	5,10
	0,70	3,10	3,10	4,10	5,50	5,50
	0,75	3,10	3,10	4,10	7,70	7,70
	0,88	3,10	3,10	4,10	7,70	7,70
	1,00	3,10	3,10	4,10	7,78	7,78

¹⁾ Steel grade S280GD, S320GD or S350GD according to EN 10346

²⁾ Steel grade S235 according to EN 10025-1, S280GD, S320GD or S350GD according to EN 10346

* In order to determine the design resistance characteristic value should be divided by a safety factor of 1.33

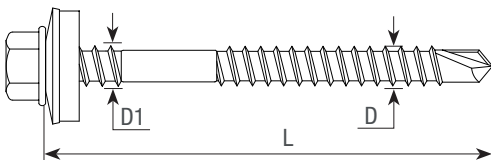
Sandwich panel self-drilling screws

ESPS-6-P-A16

Self-drilling screw for fixing **sandwich panels to the steel substrate**



Product key	D1/DxL	h min	h max	Max. drilling capacity	Head size	Washer diameter	Single box	Outer carton
	mm	mm	mm	mm	mm	mm	pcs.	pcs.
ESPS-6-P-A16-63-55065	6,3/5,5 × 65	30	47	6	8	16	100	1200
ESPS-6-P-A16-63-55080	6,3/5,5 × 80	30	62	6	8	16	100	1200
ESPS-6-P-A16-63-55090	6,3/5,5 × 90	40	72	6	8	16	100	1200
ESPS-6-P-A16-63-55110	6,3/5,5 × 110	60	92	6	8	16	100	600
ESPS-6-P-A16-63-55125	6,3/5,5 × 125	75	107	6	8	16	100	600
ESPS-6-P-A16-63-55150	6,3/5,5 × 150	100	132	6	8	16	100	600
ESPS-6-P-A16-63-55175	6,3/5,5 × 175	125	157	6	8	16	100	600
ESPS-6-P-A16-63-55200	6,3/5,5 × 200	150	182	6	8	16	100	600
ESPS-6-P-A16-63-55230	6,3/5,5 × 230	160	212	6	8	16	100	600
ESPS-6-P-A16-63-55275	6,3/5,5 × 275	205	257	6	8	16	100	600



MATERIALS:

- Screws are made of low carbon steel surface-hardened and coated with a PREMIUM type coating of 500 hours resistance in salt spray test
- Washer is made of aluminium with vulcanized EPDM layer
- Screw heads and washers may be coated with lacquer coating

INSTALLATION:

- Maximum drilling capacity in steel **up to 6 mm**
- For installation, use screwdrivers with a maximum speed of 1800 rpm with regulated torque

CERTIFICATES:

- ETA-16/0734

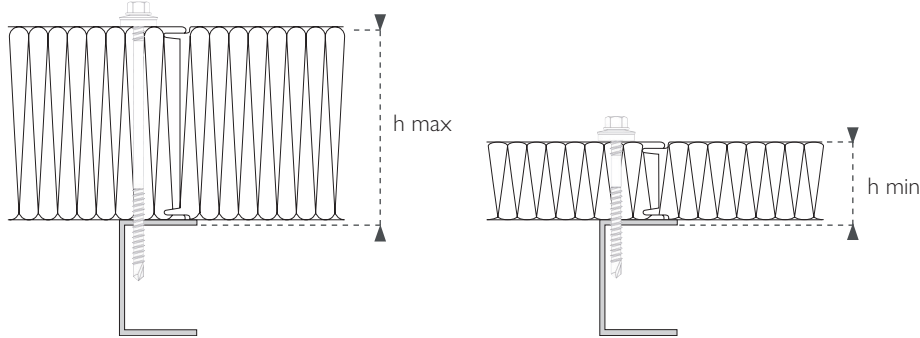


DRILLING CAPACITY 6 MM

CORROSIVITY CATEGORY

C3

MAXIMUM AND MINIMUM THICKNESS OF FIXED ELEMENTS:



h min – minimum thickness of the fixed elements. Is the sum of: sandwich panel thickness at the fixing point, the thickness of the substrate and the insulating tape thickness, saddle washer thickness or linear washer thickness if any.

h max – maximum thickness of the fixed elements. Is the sum of: sandwich panel thickness at the fixing point, the thickness of the substrate and the insulating tape thickness, saddle washer thickness or linear washer thickness if any.

TECHNICAL SPECIFICATIONS:

Fastener designation	Sandwich panel lining thickness ¹⁾ , [mm]	Characteristic shear load, [kN]*				
		Steel substrate thickness ²⁾ , [mm]				
		2,00	2,50	3,00	4,00	5,00
ESPS-6-P-A16	0,40	0,84	0,84	0,84	0,84	0,84
	0,50	1,72	1,72	1,72	1,72	1,72
	0,55	1,72	1,72	1,72	1,72	1,72
	0,60	1,72	1,72	1,72	1,72	1,72
	0,63	1,90	1,90	1,90	1,90	1,90
	0,70	1,99	1,99	1,99	1,99	1,99
	0,75	2,69	2,69	2,69	2,69	2,69
	0,88	2,69	2,69	2,69	2,69	2,69
	1,00	3,10	3,10	3,10	3,10	3,10

Fastener designation	Sandwich panel lining thickness ¹⁾ , [mm]	Characteristic tension load, [kN]*				
		Steel substrate thickness ²⁾ , [mm]				
		2,00	2,50	3,00	4,00	5,00
ESPS-6-P-A16	0,40	1,40	1,40	1,40	1,40	1,40
	0,50	2,53	2,53	2,53	2,53	2,53
	0,55	2,53	2,53	2,53	2,53	2,53
	0,60	2,77	2,77	2,77	2,77	2,77
	0,63	2,77	2,77	2,77	2,77	2,77
	0,70	2,89	2,89	2,89	2,89	2,89
	0,75	2,89	2,89	2,89	2,89	2,89
	0,88	2,89	2,89	2,89	2,89	2,89
	1,00	3,10	3,10	4,10	4,27	4,27

¹⁾ Steel grade S280GD, S320GD or S350GD according to EN 10346


²⁾ Steel grade S235 according to EN 10025-1, S280GD, S320GD or S350GD according to EN 10346

* In order to determine the design resistance characteristic value should be divided by a safety factor of 1.33

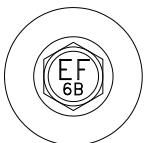
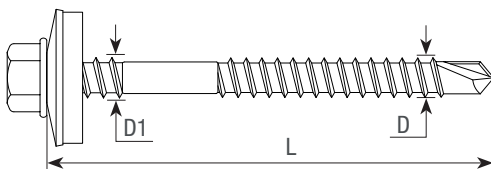
Sandwich panel self-drilling screws

ESPS-6-B-S19

Self-drilling bi-metal screw for fixing **sandwich panels to the steel substrate**



Product key	D1/DxL	h min	h max	Max. drilling capacity	Head size	Washer diameter	Single box	Outer carton
	mm	mm	mm	mm	mm	mm	pcs.	pcs.
ESPS-6-B-S19-63-55055	6,3/5,5 × 55	29	31	6	8	19	100	1200
ESPS-6-B-S19-63-55072	6,3/5,5 × 72	26	48	6	8	19	100	1200
ESPS-6-B-S19-63-55089	6,3/5,5 × 89	28	65	6	8	19	100	1200
ESPS-6-B-S19-63-55105	6,3/5,5 × 105	39	81	6	8	19	100	600
ESPS-6-B-S19-63-55122	6,3/5,5 × 122	56	98	6	8	19	100	600
ESPS-6-B-S19-63-55142	6,3/5,5 × 142	46	118	6	8	19	100	600
ESPS-6-B-S19-63-55157	6,3/5,5 × 157	61	133	6	8	19	100	600
ESPS-6-B-S19-63-55177	6,3/5,5 × 177	81	153	6	8	19	100	600
ESPS-6-B-S19-63-55225	6,3/5,5 × 225	129	201	6	8	19	100	600
ESPS-6-B-S19-63-55250	6,3/5,5 × 250	154	226	6	8	19	100	600



When screws are going to be used in corrosivity category C4, always contact Eurofast for proper usage confirmation.

MATERIALS:

- Screws are made of stainless steel. Drilling point made of alloy steel
- Washer is made of stainless steel with vulcanized EPDM layer
- Screw heads and washers may be coated with lacquer coating

INSTALLATION:

- Maximum drilling capacity in steel **up to 6 mm**
- For installation, use screwdrivers with a maximum speed of 1200 rpm with regulated torque

CERTIFICATES:

- ETA-16/0734

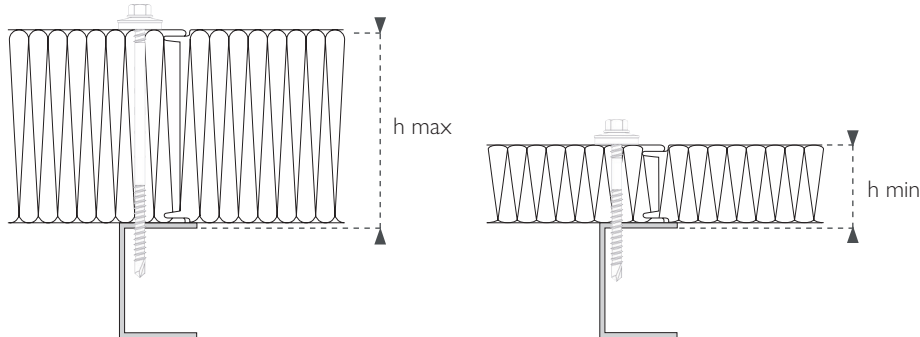


DRILLING CAPACITY 6 MM

CORROSIVITY CATEGORY

C4

MAXIMUM AND MINIMUM THICKNESS OF FIXED ELEMENTS:



h min – minimum thickness of the fixed elements. Is the sum of: sandwich panel thickness at the fixing point, the thickness of the substrate and the insulating tape thickness, saddle washer thickness or linear washer thickness if any.

h max – maximum thickness of the fixed elements. Is the sum of: sandwich panel thickness at the fixing point, the thickness of the substrate and the insulating tape thickness, saddle washer thickness or linear washer thickness if any.

TECHNICAL SPECIFICATIONS:

Fastener designation	Sandwich panel lining thickness ¹⁾ , [mm]	Characteristic shear load, [kN]*				
		Steel substrate thickness ²⁾ , [mm]				
		2,00	2,50	3,00	4,00	5,00
ESPS-6-B-S19	0,40	1,07	1,07	1,07	1,07	1,07
	0,50	1,39	1,39	1,39	1,39	1,39
	0,55	1,39	1,39	1,39	1,39	1,39
	0,60	1,39	1,39	1,39	1,39	1,39
	0,63	1,39	1,39	1,39	1,39	1,39
	0,70	1,83	1,83	1,83	1,83	1,83
	0,75	1,83	1,83	1,83	1,83	1,83
	0,88	1,83	1,83	1,83	1,83	1,83
	1,00	2,73	2,73	2,73	2,73	2,73

Fastener designation	Sandwich panel lining thickness ¹⁾ , [mm]	Characteristic tension load, [kN]*				
		Steel substrate thickness ²⁾ , [mm]				
		2,00	2,50	3,00	4,00	5,00
ESPS-6-B-S19	0,40	2,13	2,13	2,90	2,90	2,90
	0,50	2,13	2,13	3,86	4,16	4,16
	0,55	2,13	2,13	3,86	4,16	4,16
	0,60	2,13	2,13	3,86	4,16	4,16
	0,63	2,13	2,13	3,86	4,16	4,16
	0,70	2,13	2,13	3,86	5,71	5,71
	0,75	2,13	2,13	3,86	5,71	5,71
	0,88	2,13	2,13	3,86	5,71	5,71
	1,00	2,13	2,13	3,86	6,43	6,43

¹⁾ Steel grade S280GD, S320GD or S350GD according to EN 10346


²⁾ Steel grade S235 according to EN 10025-1, S280GD, S320GD or S350GD according to EN 10346

* In order to determine the design resistance characteristic value should be divided by a safety factor of 1.33

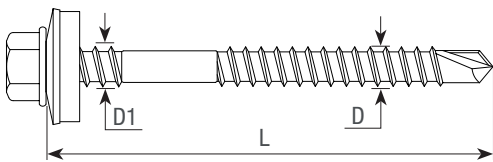
Sandwich panel self-drilling screws

ESPS-6-B-S16

Self-drilling bi-metal screw for fixing **sandwich panels to the steel substrate**



Product key	D1/DxL	h min	h max	Max. drilling capacity	Head size	Washer diameter	Single box	Outer carton
	mm	mm	mm	mm	mm	mm	pcs.	pcs.
ESPS-6-B-S16-63-55055	6,3/5,5 × 55	29	31	6	8	16	100	1200
ESPS-6-B-S16-63-55072	6,3/5,5 × 72	26	48	6	8	16	100	1200
ESPS-6-B-S16-63-55089	6,3/5,5 × 89	28	65	6	8	16	100	1200
ESPS-6-B-S16-63-55105	6,3/5,5 × 105	39	81	6	8	16	100	600
ESPS-6-B-S16-63-55122	6,3/5,5 × 122	56	98	6	8	16	100	600
ESPS-6-B-S16-63-55142	6,3/5,5 × 142	46	118	6	8	16	100	600
ESPS-6-B-S16-63-55157	6,3/5,5 × 157	61	133	6	8	16	100	600
ESPS-6-B-S16-63-55177	6,3/5,5 × 177	81	153	6	8	16	100	600
ESPS-6-B-S16-63-55225	6,3/5,5 × 225	129	201	6	8	16	100	600
ESPS-6-B-S16-63-55250	6,3/5,5 × 250	154	226	6	8	16	100	600



When screws are going to be used in corrosivity category C4, always contact Eurofast for proper usage confirmation.

MATERIALS:

- Screws are made of stainless steel. Drilling point made of alloy steel
- Washer is made of stainless steel with vulcanized EPDM layer
- Screw heads and washers may be coated with lacquer coating

INSTALLATION:

- Maximum drilling capacity in steel **up to 6 mm**
- For installation, use screwdrivers with a maximum speed of 1200 rpm with regulated torque

CERTIFICATES:

- ETA-16/0734

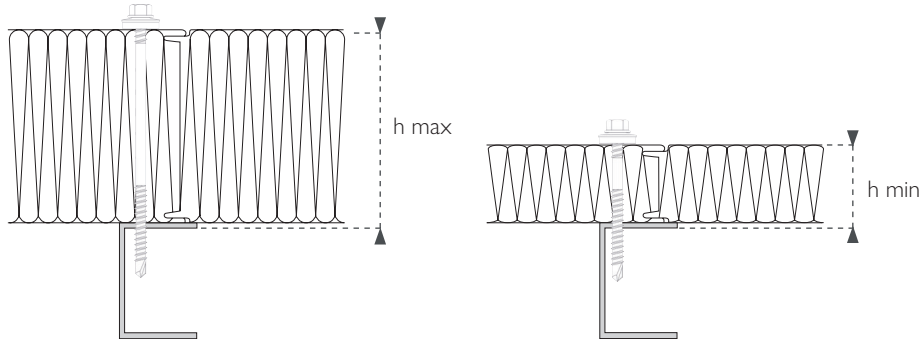


DRILLING CAPACITY 6 MM

CORROSIVITY CATEGORY

C4

MAXIMUM AND MINIMUM THICKNESS OF FIXED ELEMENTS:



h min – minimum thickness of the fixed elements. Is the sum of: sandwich panel thickness at the fixing point, the thickness of the substrate and the insulating tape thickness, saddle washer thickness or linear washer thickness if any.

h max – maximum thickness of the fixed elements. Is the sum of: sandwich panel thickness at the fixing point, the thickness of the substrate and the insulating tape thickness, saddle washer thickness or linear washer thickness if any.

TECHNICAL SPECIFICATIONS:

Fastener designation	Sandwich panel lining thickness ¹⁾ , [mm]	Characteristic shear load, [kN]*				
		Steel substrate thickness ²⁾ , [mm]				
		2,00	2,50	3,00	4,00	5,00
ESPS-6-B-S16	0,40	1,07	1,07	1,07	1,07	1,07
	0,50	1,39	1,39	1,39	1,39	1,39
	0,55	1,39	1,39	1,39	1,39	1,39
	0,60	1,39	1,39	1,39	1,39	1,39
	0,63	1,39	1,39	1,39	1,39	1,39
	0,70	1,83	1,83	1,83	1,83	1,83
	0,75	1,83	1,83	1,83	1,83	1,83
	0,88	1,83	1,83	1,83	1,83	1,83
	1,00	2,73	2,73	2,73	2,73	2,73

Fastener designation	Sandwich panel lining thickness ¹⁾ , [mm]	Characteristic tension load, [kN]*				
		Steel substrate thickness ²⁾ , [mm]				
		2,00	2,50	3,00	4,00	5,00
ESPS-6-B-S16	0,40	1,43	1,43	1,43	1,43	1,43
	0,50	2,13	2,13	2,39	2,39	2,39
	0,55	2,13	2,13	2,39	2,39	2,39
	0,60	2,13	2,13	2,87	2,87	2,87
	0,63	2,13	2,13	2,87	2,87	2,87
	0,70	2,13	2,13	3,16	3,16	3,16
	0,75	2,13	2,13	3,16	3,16	3,16
	0,88	2,13	2,13	3,16	3,16	3,16
	1,00	2,13	2,13	3,86	4,34	4,34

¹⁾ Steel grade S280GD, S320GD or S350GD according to EN 10346

²⁾ Steel grade S235 according to EN 10025-1, S280GD, S320GD or S350GD according to EN 10346

* In order to determine the design resistance characteristic value should be divided by a safety factor of 1.33

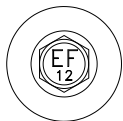
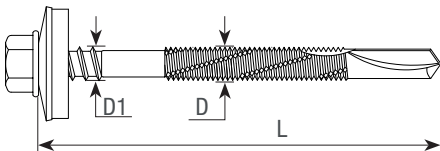
Sandwich panel self-drilling screws

ESPS-12-P-A19

Self-drilling screw for fixing **sandwich panels to the steel substrate**



Product key	D1/DxL	h min	h max	Max. drilling capacity	Head size	Washer diameter	Single box	Outer carton
	mm	mm	mm	mm	mm	mm	pcs.	pcs.
ESPS-12-P-A19-63-55070	6,3/5,5 × 70	34	45	12	8	19	100	1200
ESPS-12-P-A19-63-55090	6,3/5,5 × 90	34	65	12	8	19	100	1200
ESPS-12-P-A19-63-55110	6,3/5,5 × 110	54	85	12	8	19	100	600
ESPS-12-P-A19-63-55130	6,3/5,5 × 130	74	105	12	8	19	100	600
ESPS-12-P-A19-63-55150	6,3/5,5 × 150	94	125	12	8	19	100	600
ESPS-12-P-A19-63-55175	6,3/5,5 × 175	119	150	12	8	19	100	600
ESPS-12-P-A19-63-55185	6,3/5,5 × 185	119	160	12	8	19	100	600
ESPS-12-P-A19-63-55200	6,3/5,5 × 200	134	175	12	8	19	100	600
ESPS-12-P-A19-63-55230	6,3/5,5 × 230	164	205	12	8	19	100	600
ESPS-12-P-A19-63-55285	6,3/5,5 × 285	209	260	12	8	19	100	600



MATERIALS:

- Screws are made of low carbon steel surface-hardened and coated with a PREMIUM type coating of 500 hours resistance in salt spray test
- Washer is made of aluminium with vulcanized EPDM layer
- Screw heads and washers may be coated with lacquer coating

INSTALLATION:

- Maximum drilling capacity in steel **up to 12 mm**
- For installation, use screwdrivers with a maximum speed of 1800 rpm with regulated torque

CERTIFICATES:

- ETA-16/0734

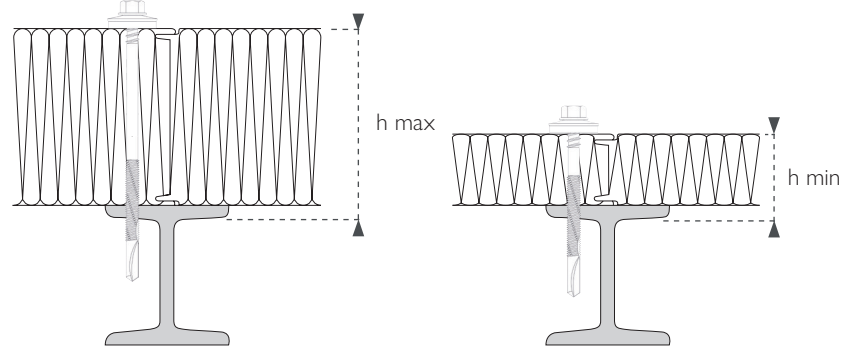


DRILLING CAPACITY 12 MM

CORROSIVITY CATEGORY

C3

MAXIMUM AND MINIMUM THICKNESS OF FIXED ELEMENTS:



h min – minimum thickness of the fixed elements. Is the sum of: sandwich panel thickness at the fixing point, the thickness of the substrate and the insulating tape thickness, saddle washer thickness or linear washer thickness if any.

h max – maximum thickness of the fixed elements. Is the sum of: sandwich panel thickness at the fixing point, the thickness of the substrate and the insulating tape thickness, saddle washer thickness or linear washer thickness if any.

TECHNICAL SPECIFICATIONS:

Fastener designation	Sandwich panel lining thickness ¹⁾ , [mm]	Characteristic shear load*, [kN]					
		Steel substrate thickness ²⁾ , [mm]					
		4,00	5,00	6,00	8,00	10,00	11,00
ESPS-12-P-A19	0,40	0,84	0,84	0,84	0,84	0,84	0,84
	0,50	1,72	1,72	1,72	1,72	1,72	1,72
	0,55	1,72	1,72	1,72	1,72	1,72	1,72
	0,60	1,72	1,72	1,72	1,72	1,72	1,72
	0,63	1,90	1,90	1,90	1,90	1,90	1,90
	0,70	1,99	1,99	1,99	1,99	1,99	1,99
	0,75	2,69	2,69	2,69	2,69	2,69	2,69
	0,88	2,69	2,69	2,69	2,69	2,69	2,69
	1,00	3,10	3,10	3,10	3,10	3,10	3,10

Fastener designation	Sandwich panel lining thickness ¹⁾ , [mm]	Characteristic tension load*, [kN]					
		Steel substrate thickness ²⁾ , [mm]					
		4,00	5,00	6,00	8,00	10,00	11,00
ESPS-12-P-A19	0,40	1,81	1,81	1,81	1,81	1,81	1,81
	0,50	4,14	4,14	4,14	4,14	4,14	4,14
	0,55	4,14	4,14	4,14	4,14	4,14	4,14
	0,60	4,14	4,14	4,14	4,14	4,14	4,14
	0,63	5,10	5,10	5,10	5,10	5,10	5,10
	0,70	5,50	5,50	5,50	5,50	5,50	5,50
	0,75	7,70	7,70	7,70	7,70	7,70	7,70
	0,88	7,70	7,70	7,70	7,70	7,70	7,70
	1,00	7,78	7,78	7,78	7,78	7,78	7,78

¹⁾ Steel grade S280GD, S320GD or S350GD according to EN 10346

²⁾ Steel grade S235 according to EN 10025-1, S280GD, S320GD or S350GD according to EN 10346

* In order to determine the design resistance characteristic value should be divided by a safety factor of 1.33

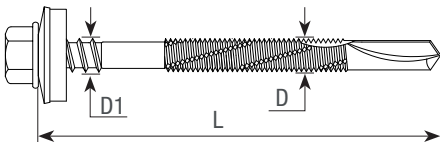
Sandwich panel self-drilling screws

ESPS-12-P-A16

Self-drilling screw for fixing **sandwich panels to the steel substrate**



Product key	D1/DxL	h min	h max	Max. drilling capacity	Head size	Washer diameter	Single box	Outer carton
	mm	mm	mm	mm	mm	mm	pcs.	pcs.
ESPS-12-P-A16-63-55070	6,3/5,5 × 70	34	45	12	8	16	100	1200
ESPS-12-P-A16-63-55090	6,3/5,5 × 90	34	65	12	8	16	100	1200
ESPS-12-P-A16-63-55110	6,3/5,5 × 110	54	85	12	8	16	100	600
ESPS-12-P-A16-63-55130	6,3/5,5 × 130	74	105	12	8	16	100	600
ESPS-12-P-A16-63-55150	6,3/5,5 × 150	94	125	12	8	16	100	600
ESPS-12-P-A16-63-55175	6,3/5,5 × 175	119	150	12	8	16	100	600
ESPS-12-P-A16-63-55185	6,3/5,5 × 185	119	160	12	8	16	100	600
ESPS-12-P-A16-63-55200	6,3/5,5 × 200	134	175	12	8	16	100	600
ESPS-12-P-A16-63-55230	6,3/5,5 × 230	164	205	12	8	16	100	600
ESPS-12-P-A16-63-55285	6,3/5,5 × 285	209	260	12	8	16	100	600



MATERIALS:

- Screws are made of low carbon steel surface-hardened and coated with a PREMIUM type coating of 500 hours resistance in salt spray test
- Washer is made of aluminium with vulcanized EPDM layer
- Screw heads and washers may be coated with lacquer coating

INSTALLATION:

- Maximum drilling capacity in steel **up to 12 mm**
- For installation, use screwdrivers with a maximum speed of 1800 rpm with regulated torque

CERTIFICATES:

- ETA-16/0734

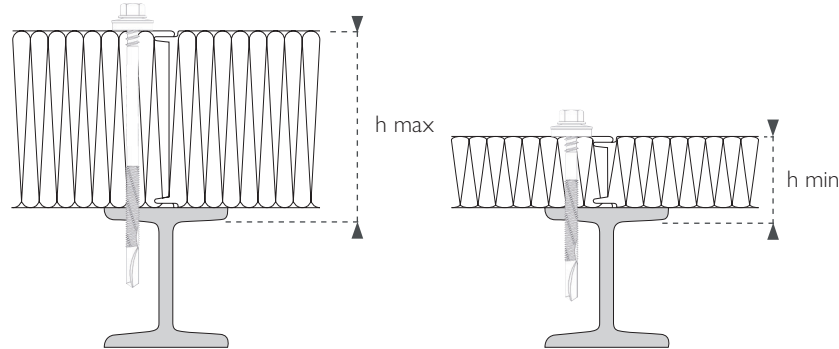


DRILLING CAPACITY 12 MM

CORROSIVITY CATEGORY

C3

MAXIMUM AND MINIMUM THICKNESS OF FIXED ELEMENTS:



h min – minimum thickness of the fixed elements. Is the sum of: sandwich panel thickness at the fixing point, the thickness of the substrate and the insulating tape thickness, saddle washer thickness or linear washer thickness if any.

h max – maximum thickness of the fixed elements. Is the sum of: sandwich panel thickness at the fixing point, the thickness of the substrate and the insulating tape thickness, saddle washer thickness or linear washer thickness if any.

TECHNICAL SPECIFICATIONS:

Fastener designation	Sandwich panel lining thickness ¹⁾ , [mm]	Characteristic shear load*, [kN]					
		Steel substrate thickness ²⁾ , [mm]					
		4,00	5,00	6,00	8,00	10,00	11,00
ESPS-12-P-A16	0,40	0,84	0,84	0,84	0,84	0,84	0,84
	0,50	1,72	1,72	1,72	1,72	1,72	1,72
	0,55	1,72	1,72	1,72	1,72	1,72	1,72
	0,60	1,72	1,72	1,72	1,72	1,72	1,72
	0,63	1,90	1,90	1,90	1,90	1,90	1,90
	0,70	1,99	1,99	1,99	1,99	1,99	1,99
	0,75	2,69	2,69	2,69	2,69	2,69	2,69
	0,88	2,69	2,69	2,69	2,69	2,69	2,69
	1,00	3,10	3,10	3,10	3,10	3,10	3,10

Fastener designation	Sandwich panel lining thickness ¹⁾ , [mm]	Characteristic tension load*, [kN]					
		Steel substrate thickness ²⁾ , [mm]					
		4,00	5,00	6,00	8,00	10,00	11,00
ESPS-12-P-A16	0,40	1,40	1,40	1,40	1,40	1,40	1,40
	0,50	2,53	2,53	2,53	2,53	2,53	2,53
	0,55	2,53	2,53	2,53	2,53	2,53	2,53
	0,60	2,77	2,77	2,77	2,77	2,77	2,77
	0,63	2,77	2,77	2,77	2,77	2,77	2,77
	0,70	2,89	2,89	2,89	2,89	2,89	2,89
	0,75	2,89	2,89	2,89	2,89	2,89	2,89
	0,88	2,89	2,89	2,89	2,89	2,89	2,89
	1,00	4,27	4,27	4,27	4,27	4,27	4,27

¹⁾ Steel grade S280GD, S320GD or S350GD according to EN 10346


²⁾ Steel grade S235 according to EN 10025-1, S280GD, S320GD or S350GD according to EN 10346

* In order to determine the design resistance characteristic value should be divided by a safety factor of 1.33

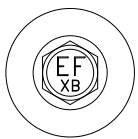
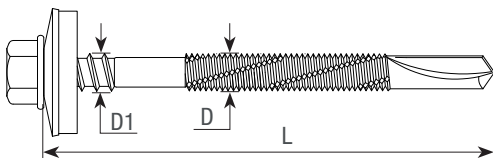
Sandwich panel self-drilling screws

ESPS-12-B-S19

Self-drilling bi-metal screw for fixing **sandwich panels to the steel substrate**



Product key	D1/DxL	h min	h max	Max. drilling capacity	Head size	Washer diameter	Single box	Outer carton
	mm	mm	mm	mm	mm	mm	pcs.	pcs.
ESPS-12-B-S19-63-55076	6,3/5,5 × 76	32	43	12	8	19	100	1200
ESPS-12-B-S19-63-55089	6,3/5,5 × 89	25	56	12	8	19	100	1200
ESPS-12-B-S19-63-55100	6,3/5,5 × 100	36	67	12	8	19	100	1200
ESPS-12-B-S19-63-55115	6,3/5,5 × 115	51	82	12	8	19	100	600
ESPS-12-B-S19-63-55135	6,3/5,5 × 135	61	102	12	8	19	100	600
ESPS-12-B-S19-63-55155	6,3/5,5 × 155	71	122	12	8	19	100	600
ESPS-12-B-S19-63-55170	6,3/5,5 × 170	76	137	12	8	19	100	600
ESPS-12-B-S19-63-55190	6,3/5,5 × 190	96	157	12	8	19	100	600
ESPS-12-B-S19-63-55230	6,3/5,5 × 230	136	197	12	8	19	100	600
ESPS-12-B-S19-63-55260	6,3/5,5 × 260	166	227	12	8	19	100	600



MATERIALS:

- Screws are made of stainless steel. Drilling point made of alloy steel
- Washer is made of stainless steel with vulcanized EPDM layer
- Screw heads and washers may be coated with lacquer coating

INSTALLATION:

- Maximum drilling capacity in steel **up to 12 mm**
- For installation, use screwdrivers with a maximum speed of 1200 rpm with regulated torque

CERTIFICATES:

- ETA-16/0734

When screws are going to be used in corrosivity category C4, always contact Eurofast for proper usage confirmation.

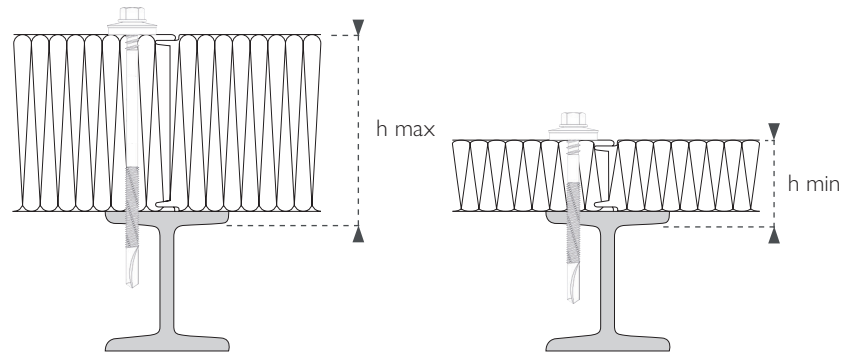


DRILLING CAPACITY 12 MM

CORROSIVITY CATEGORY

C4

MAXIMUM AND MINIMUM THICKNESS OF FIXED ELEMENTS:



h min – minimum thickness of the fixed elements. Is the sum of: sandwich panel thickness at the fixing point, the thickness of the substrate and the insulating tape thickness, saddle washer thickness or linear washer thickness if any.

h max – maximum thickness of the fixed elements. Is the sum of: sandwich panel thickness at the fixing point, the thickness of the substrate and the insulating tape thickness, saddle washer thickness or linear washer thickness if any.

TECHNICAL SPECIFICATIONS:

Fastener designation	Sandwich panel lining thickness ¹⁾ , [mm]	Characteristic shear load*, [kN]					
		Steel substrate thickness ²⁾ , [mm]					
		4,00	5,00	6,00	8,00	10,00	11,00
ESPS-12-B-S19	0,40	1,07	1,07	1,07	1,07	1,07	1,07
	0,50	1,39	1,39	1,39	1,39	1,39	1,39
	0,55	1,39	1,39	1,39	1,39	1,39	1,39
	0,60	1,39	1,39	1,39	1,39	1,39	1,39
	0,63	1,39	1,39	1,39	1,39	1,39	1,39
	0,70	1,83	1,83	1,83	1,83	1,83	1,83
	0,75	1,83	1,83	1,83	1,83	1,83	1,83
	0,88	1,83	1,83	1,83	1,83	1,83	1,83
	1,00	2,73	2,73	2,73	2,73	2,73	2,73

Fastener designation	Sandwich panel lining thickness ¹⁾ , [mm]	Characteristic tension load*, [kN]					
		Steel substrate thickness ²⁾ , [mm]					
		4,00	5,00	6,00	8,00	10,00	11,00
ESPS-12-B-S19	0,40	2,90	2,90	2,90	2,90	2,90	2,90
	0,50	4,16	4,16	4,16	4,16	4,16	4,16
	0,55	4,16	4,16	4,16	4,16	4,16	4,16
	0,60	4,16	4,16	4,16	4,16	4,16	4,16
	0,63	4,16	4,16	4,16	4,16	4,16	4,16
	0,70	5,17	5,17	5,71	5,71	5,71	5,71
	0,75	5,17	5,17	5,71	5,71	5,71	5,71
	0,88	5,17	5,17	5,71	5,71	5,71	5,71
	1,00	5,17	5,17	7,12	7,12	7,12	7,12

¹⁾ Steel grade S280GD, S320GD or S350GD according to EN 10346

²⁾ Steel grade S235 according to EN 10025-1, S280GD, S320GD or S350GD according to EN 10346

* In order to determine the design resistance characteristic value should be divided by a safety factor of 1.33

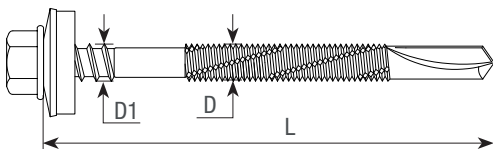
Sandwich panel self-drilling screws

ESPS-12-B-S16

Self-drilling bi-metal screw for fixing **sandwich panels to the steel substrate**



Product key	D1/DxL	h min	h max	Max. drilling capacity	Head size	Washer diameter	Single box	Outer carton
	mm	mm	mm	mm	mm	mm	pcs.	pcs.
ESPS-12-B-S16-63-55076	6,3/5,5 × 76	32	43	12	8	16	100	1200
ESPS-12-B-S16-63-55089	6,3/5,5 × 89	25	56	12	8	16	100	1200
ESPS-12-B-S16-63-55100	6,3/5,5 × 100	36	67	12	8	16	100	1200
ESPS-12-B-S16-63-55115	6,3/5,5 × 115	51	82	12	8	16	100	600
ESPS-12-B-S16-63-55135	6,3/5,5 × 135	61	102	12	8	16	100	600
ESPS-12-B-S16-63-55155	6,3/5,5 × 155	71	122	12	8	16	100	600
ESPS-12-B-S16-63-55170	6,3/5,5 × 170	76	137	12	8	16	100	600
ESPS-12-B-S16-63-55190	6,3/5,5 × 190	96	157	12	8	16	100	600
ESPS-12-B-S16-63-55230	6,3/5,5 × 230	136	197	12	8	16	100	600
ESPS-12-B-S16-63-55260	6,3/5,5 × 260	166	227	12	8	16	100	600



MATERIALS:

- Screws are made of stainless steel. Drilling point made of alloy steel
- Washer is made of stainless steel with vulcanized EPDM layer
- Screw heads and washers may be coated with lacquer coating

INSTALLATION:

- Maximum drilling capacity in steel **up to 12 mm**
- For installation, use screwdrivers with a maximum speed of 1200 rpm with regulated torque

CERTIFICATES:

- ETA-16/0734

When screws are going to be used in corrosivity category C4, always contact Eurofast for proper usage confirmation.

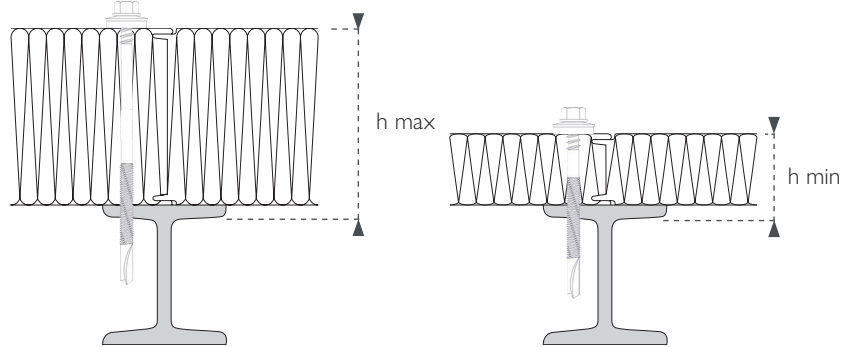


DRILLING CAPACITY 12 MM

CORROSIVITY CATEGORY

C4

MAXIMUM AND MINIMUM THICKNESS OF FIXED ELEMENTS:



h min – minimum thickness of the fixed elements. Is the sum of: sandwich panel thickness at the fixing point, the thickness of the substrate and the insulating tape thickness, saddle washer thickness or linear washer thickness if any.

h max – maximum thickness of the fixed elements. Is the sum of: sandwich panel thickness at the fixing point, the thickness of the substrate and the insulating tape thickness, saddle washer thickness or linear washer thickness if any.

TECHNICAL SPECIFICATIONS:

Fastener designation	Sandwich panel lining thickness ¹⁾ , [mm]	Characteristic shear load*, [kN]					
		Steel substrate thickness ²⁾ , [mm]					
		4,00	5,00	6,00	8,00	10,00	11,00
ESPS-12-B-S16	0,40	1,07	1,07	1,07	1,07	1,07	1,07
	0,50	1,39	1,39	1,39	1,39	1,39	1,39
	0,55	1,39	1,39	1,39	1,39	1,39	1,39
	0,60	1,39	1,39	1,39	1,39	1,39	1,39
	0,63	1,39	1,39	1,39	1,39	1,39	1,39
	0,70	1,83	1,83	1,83	1,83	1,83	1,83
	0,75	1,83	1,83	1,83	1,83	1,83	1,83
	0,88	1,83	1,83	1,83	1,83	1,83	1,83
	1,00	2,73	2,73	2,73	2,73	2,73	2,73

Fastener designation	Sandwich panel lining thickness ¹⁾ , [mm]	Characteristic tension load*, [kN]					
		Steel substrate thickness ²⁾ , [mm]					
		4,00	5,00	6,00	8,00	10,00	11,00
ESPS-12-B-S16	0,40	1,43	1,43	1,43	1,43	1,43	1,43
	0,50	2,39	2,39	2,39	2,39	2,39	2,39
	0,55	2,39	2,39	2,39	2,39	2,39	2,39
	0,60	2,87	2,87	2,87	2,87	2,87	2,87
	0,63	2,87	2,87	2,87	2,87	2,87	2,87
	0,70	3,16	3,16	3,16	3,16	3,16	3,16
	0,75	3,16	3,16	3,16	3,16	3,16	3,16
	0,88	3,16	3,16	3,16	3,16	3,16	3,16
	1,00	4,34	4,34	4,34	4,34	4,34	4,34

¹⁾ Steel grade S280GD, S320GD or S350GD according to EN 10346

²⁾ Steel grade S235 according to EN 10025-1, S280GD, S320GD or S350GD according to EN 10346

* In order to determine the design resistance characteristic value should be divided by a safety factor of 1.33

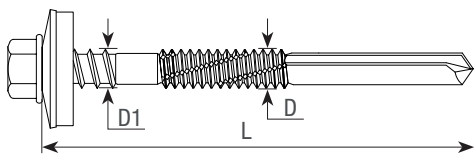
Sandwich panel self-drilling screws

ESPS-20-P-A19

Self-drilling screw for fixing **sandwich panels to the steel substrate**



Product key	D1/DxL	h min	h max	Max. drilling capacity	Head size	Washer diameter	Single box	Outer carton
	mm	mm	mm	mm	mm	mm	pcs.	pcs.
ESPS-20-P-A19-63-55165	6,3/5,5 x 165	93	133	20	8	19	100	600
ESPS-20-P-A19-63-55205	6,3/5,5 x 205	123	173	20	8	19	100	600
ESPS-20-P-A19-63-55255	6,3/5,5 x 255	163	223	20	8	19	100	600



MATERIALS:

- Screws are made of low carbon steel surface-hardened and coated with a PREMIUM type coating of 500 hours resistance in salt spray test
- Washer is made of aluminium with vulcanized EPDM layer
- Screw heads and washers may be coated with lacquer coating

INSTALLATION:

- Maximum drilling capacity in steel **up to 20 mm**
- For installation, use screwdrivers with a maximum speed of 1800 rpm with regulated torque

CERTIFICATES:

- ETA-16/0734

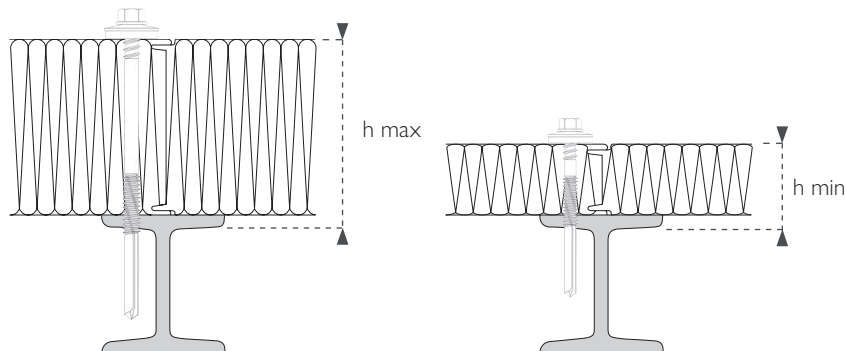


DRILLING CAPACITY 20 MM

CORROSIVITY CATEGORY

C3

MAXIMUM AND MINIMUM THICKNESS OF FIXED ELEMENTS:



h min – minimum thickness of the fixed elements. Is the sum of: sandwich panel thickness at the fixing point, the thickness of the substrate and the insulating tape thickness, saddle washer thickness or linear washer thickness if any.

h max – maximum thickness of the fixed elements. Is the sum of: sandwich panel thickness at the fixing point, the thickness of the substrate and the insulating tape thickness, saddle washer thickness or linear washer thickness if any.

TECHNICAL SPECIFICATIONS:

Fastener designation	Sandwich panel lining thickness ¹⁾ , [mm]	Characteristic shear load*, [kN]							
		Steel substrate thickness ²⁾ , [mm]							
		4,00	5,00	6,00	8,00	10,00	12,00	16,00	19,00
ESPS-20-P-A19	0,40	0,84	0,84	0,84	0,84	0,84	0,84	0,84	0,84
	0,50	1,72	1,72	1,72	1,72	1,72	1,72	1,72	1,72
	0,55	1,72	1,72	1,72	1,72	1,72	1,72	1,72	1,72
	0,60	1,72	1,72	1,72	1,72	1,72	1,72	1,72	1,72
	0,63	1,90	1,90	1,90	1,90	1,90	1,90	1,90	1,90
	0,70	1,99	1,99	1,99	1,99	1,99	1,99	1,99	1,99
	0,75	2,69	2,69	2,69	2,69	2,69	2,69	2,69	2,69
	0,88	2,69	2,69	2,69	2,69	2,69	2,69	2,69	2,69
	1,00	3,10	3,10	3,10	3,10	3,10	3,10	3,10	3,10

Fastener designation	Sandwich panel lining thickness ¹⁾ , [mm]	Characteristic tension load*, [kN]							
		Steel substrate thickness ²⁾ , [mm]							
		4,00	5,00	6,00	8,00	10,00	12,00	16,00	19,00
ESPS-20-P-A19	0,40	1,81	1,81	1,81	1,81	1,81	1,81	1,81	1,81
	0,50	4,14	4,14	4,14	4,14	4,14	4,14	4,14	4,14
	0,55	4,14	4,14	4,14	4,14	4,14	4,14	4,14	4,14
	0,60	4,14	4,14	4,14	4,14	4,14	4,14	4,14	4,14
	0,63	5,10	5,10	5,10	5,10	5,10	5,10	5,10	5,10
	0,70	5,50	5,50	5,50	5,50	5,50	5,50	5,50	5,50
	0,75	7,70	7,70	7,70	7,70	7,70	7,70	7,70	7,70
	0,88	7,70	7,70	7,70	7,70	7,70	7,70	7,70	7,70
		1,00	7,78	7,78	7,78	7,78	7,78	7,78	7,78

¹⁾ Steel grade S280GD, S320GD or S350GD according to EN 10346

²⁾ Steel grade S235 according to EN 10025-1, S280GD, S320GD or S350GD according to EN 10346

* In order to determine the design resistance characteristic value should be divided by a safety factor of 1.33

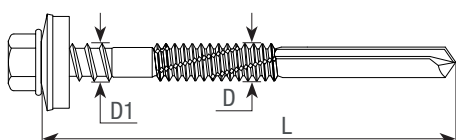
Sandwich panel self-drilling screws

ESPS-20-P-A16

Self-drilling screw for fixing **sandwich panels to the steel substrate**



Product key	D1/DxL	h min	h max	Max. drilling capacity	Head size	Washer diameter	Single box	Outer carton
	mm	mm	mm	mm	mm	mm	pcs.	pcs.
ESPS-20-P-A16-63-55165	6,3/5,5 x 165	93	133	20	8	16	100	600
ESPS-20-P-A16-63-55205	6,3/5,5 x 205	123	173	20	8	16	100	600
ESPS-20-P-A16-63-55255	6,3/5,5 x 255	163	223	20	8	16	100	600



MATERIALS:

- Screws are made of low carbon steel surface-hardened and coated with a PREMIUM type coating of 500 hours resistance in salt spray test
- Washer is made of aluminium with vulcanized EPDM layer
- Screw heads and washers may be coated with lacquer coating

INSTALLATION:

- Maximum drilling capacity in steel **up to 20 mm**
- For installation, use screwdrivers with a maximum speed of 1800 rpm with regulated torque

CERTIFICATES:

- ETA-16/0734

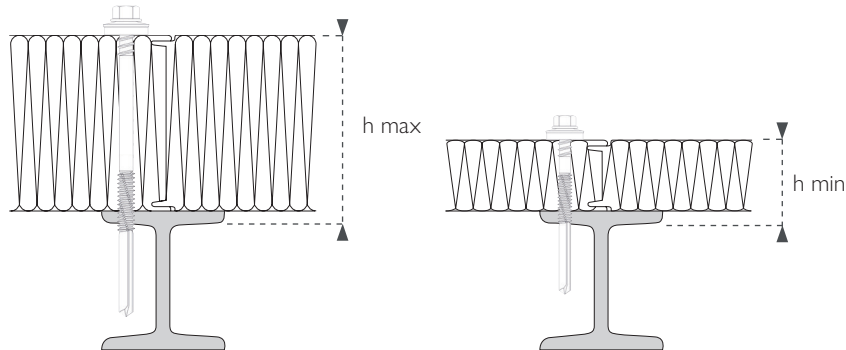


DRILLING CAPACITY 20 MM

CORROSIVITY CATEGORY

C3

MAXIMUM AND MINIMUM THICKNESS OF FIXED ELEMENTS:



h min – minimum thickness of the fixed elements. Is the sum of: sandwich panel thickness at the fixing point, the thickness of the substrate and the insulating tape thickness, saddle washer thickness or linear washer thickness if any.

h max – maximum thickness of the fixed elements. Is the sum of: sandwich panel thickness at the fixing point, the thickness of the substrate and the insulating tape thickness, saddle washer thickness or linear washer thickness if any.

TECHNICAL SPECIFICATIONS:

Fastener designation	Sandwich panel lining thickness ¹⁾ , [mm]	Characteristic shear load*, [kN]							
		Steel substrate thickness ²⁾ , [mm]							
		4,00	5,00	6,00	8,00	10,00	12,00	16,00	19,00
ESPS-20-P-A16	0,40	0,84	0,84	0,84	0,84	0,84	0,84	0,84	0,84
	0,50	1,72	1,72	1,72	1,72	1,72	1,72	1,72	1,72
	0,55	1,72	1,72	1,72	1,72	1,72	1,72	1,72	1,72
	0,60	1,72	1,72	1,72	1,72	1,72	1,72	1,72	1,72
	0,63	1,90	1,90	1,90	1,90	1,90	1,90	1,90	1,90
	0,70	1,99	1,99	1,99	1,99	1,99	1,99	1,99	1,99
	0,75	2,69	2,69	2,69	2,69	2,69	2,69	2,69	2,69
	0,88	2,69	2,69	2,69	2,69	2,69	2,69	2,69	2,69
	1,00	3,10	3,10	3,10	3,10	3,10	3,10	3,10	3,10

Fastener designation	Sandwich panel lining thickness ¹⁾ , [mm]	Characteristic tension load*, [kN]							
		Steel substrate thickness ²⁾ , [mm]							
		4,00	5,00	6,00	8,00	10,00	12,00	16,00	19,00
ESPS-20-P-A16	0,40	1,40	1,40	1,40	1,40	1,40	1,40	1,40	1,40
	0,50	2,53	2,53	2,53	2,53	2,53	2,53	2,53	2,53
	0,55	2,53	2,53	2,53	2,53	2,53	2,53	2,53	2,53
	0,60	2,77	2,77	2,77	2,77	2,77	2,77	2,77	2,77
	0,63	2,77	2,77	2,77	2,77	2,77	2,77	2,77	2,77
	0,70	2,89	2,89	2,89	2,89	2,89	2,89	2,89	2,89
	0,75	2,89	2,89	2,89	2,89	2,89	2,89	2,89	2,89
	0,88	2,89	2,89	2,89	2,89	2,89	2,89	2,89	2,89
	1,00	4,27	4,27	4,27	4,27	4,27	4,27	4,27	4,27

¹⁾ Steel grade S280GD, S320GD or S350GD according to EN 10346

²⁾ Steel grade S235 according to EN 10025-1, S280GD, S320GD or S350GD according to EN 10346

* In order to determine the design resistance characteristic value should be divided by a safety factor of 1.33

Sandwich panel self-tapping screws

ESTS-0A-S-S19

Self-tapping stainless screw for fixing **sandwich panels to wooden substrate**



Product key	DxL	L1	h min	h max	Max. drilling capacity	Head size	Washer diameter	Single box	Outer carton
			panel/wood						
	mm	mm	mm	mm	mm	mm	mm	pcs.	pcs.
ESTS-0A-S-S19-65090	6,5 x 90	60	27	47	-	3/8"	19	100	1200
ESTS-0A-S-S19-65100	6,5 x 100	75	37	57	-	3/8"	19	100	600
ESTS-0A-S-S19-65115	6,5 x 115	75	52	72	-	3/8"	19	100	600
ESTS-0A-S-S19-65130	6,5 x 130	75	67	87	-	3/8"	19	100	600
ESTS-0A-S-S19-65150	6,5 x 150	100	87	107	-	3/8"	19	100	600
ESTS-0A-S-S19-65175	6,5 x 175	100	112	132	-	3/8"	19	100	600
ESTS-0A-S-S19-65200	6,5 x 200	100	137	157	-	3/8"	19	100	600
ESTS-0A-S-S19-65220	6,5 x 220	100	157	177	-	3/8"	19	100	600
ESTS-0A-S-S19-65240	6,5 x 240	100	177	197	-	3/8"	19	100	600
ESTS-0A-S-S19-65260	6,5 x 260	100	197	217	-	3/8"	19	100	600

MATERIALS:

- Screws are made of stainless steel
- Washer is made of stainless steel with vulcanized EPDM layer
- Screw heads and washers may be coated with lacquer coating

INSTALLATION:

- Anchoring depth in wood **40 mm**
- For installation, use screwdrivers with a maximum speed of 1200 rpm with regulated torque

CERTIFICATES:

- ETA-16/0734



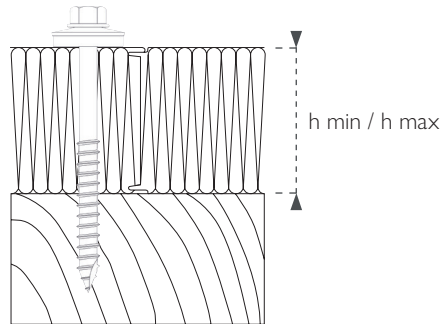
When screws are going to be used in corrosivity category C4, always contact Eurofast for proper usage confirmation.



CORROSIVITY CATEGORY

C4

MAXIMUM AND MINIMUM THICKNESS OF FIXED ELEMENTS:



h min – minimum thickness of the fixed elements. Is the sum of: sandwich panel thickness at the fixing point and the insulating tape thickness, saddle washer thickness or linear washer thickness if any.

h max – maximum thickness of the fixed elements. Is the sum of: sandwich panel thickness at the fixing point and the insulating tape thickness, saddle washer thickness or linear washer thickness if any.

TECHNICAL SPECIFICATIONS:

Fastener designation	Sandwich panel lining thickness ¹⁾ , [mm]	Characteristic shear load*, [kN]	
		Effective embedment depth in wood $h_{ef}^{2)}$, [mm]	
		40	
ESTS-0A-S-S19	0,40	1,60	
	0,50	2,52	
	0,55	2,52	
	0,60	3,16	
	0,63	3,16	
	0,70	3,16	
	0,75	3,16	
	0,88	3,16	
	1,00	3,16	

Fastener designation	Sandwich panel lining thickness ¹⁾ , [mm]	Characteristic tension load*, [kN]	
		Effective embedment depth in wood $h_{ef}^{2)}$, [mm]	
		40	
ESTS-0A-S-S19	0,40	1,81	
	0,50	3,78	
	0,55	3,78	
	0,60	3,78	
	0,63	3,78	
	0,70	3,78	
	0,75	3,78	
	0,88	3,78	
	1,00	3,78	

¹⁾ Steel grade S280GD, S320GD or S350GD according to EN 10346


²⁾ Construction wood according to PN-EN 14081-1+A1:2011, class C24 according to PN-EN 338:2011

* In order to determine the design resistance characteristic value should be divided by a safety factor of 1.33

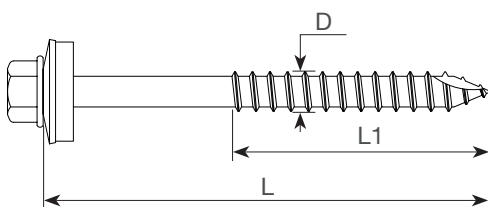
Sandwich panel self-tapping screws

ESTS-0A-S-S16

Self-tapping stainless screw for fixing **sandwich panels to wooden substrate**



Product key	DxL	L1	h min	h max	Max. drilling capacity	Head size	Washer diameter	Single box	Outer carton
			panel/wood						
	mm	mm	mm	mm	mm	mm	mm	pcs.	pcs.
ESTS-0A-S-S16-65090	6,5 x 90	60	27	47	-	3/8"	16	100	1200
ESTS-0A-S-S16-65100	6,5 x 100	75	37	57	-	3/8"	16	100	600
ESTS-0A-S-S16-65115	6,5 x 115	75	52	72	-	3/8"	16	100	600
ESTS-0A-S-S16-65130	6,5 x 130	75	67	87	-	3/8"	16	100	600
ESTS-0A-S-S16-65150	6,5 x 150	100	87	107	-	3/8"	16	100	600
ESTS-0A-S-S16-65175	6,5 x 175	100	112	132	-	3/8"	16	100	600
ESTS-0A-S-S16-65200	6,5 x 200	100	137	157	-	3/8"	16	100	600
ESTS-0A-S-S16-65220	6,5 x 220	100	157	177	-	3/8"	16	100	600
ESTS-0A-S-S16-65240	6,5 x 240	100	177	197	-	3/8"	16	100	600
ESTS-0A-S-S16-65260	6,5 x 260	100	197	217	-	3/8"	16	100	600



When screws are going to be used in corrosivity category C4, always contact Eurofast for proper usage confirmation.

MATERIALS:

- Screws are made of stainless steel
- Washer is made of stainless steel with vulcanized EPDM layer
- Screw heads and washers may be coated with lacquer coating

INSTALLATION:

- Anchoring depth in wood **40 mm**
- For installation, use screwdrivers with a maximum speed of 1200 rpm with regulated torque

CERTIFICATES:

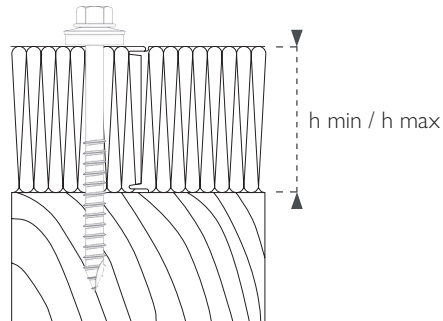
- ETA-16/0734



CORROSIVITY CATEGORY

C4

MAXIMUM AND MINIMUM THICKNESS OF FIXED ELEMENTS:



h min – minimum thickness of the fixed elements. Is the sum of: sandwich panel thickness at the fixing point and the insulating tape thickness, saddle washer thickness or linear washer thickness if any.

h max – maximum thickness of the fixed elements. Is the sum of: sandwich panel thickness at the fixing point and the insulating tape thickness, saddle washer thickness or linear washer thickness if any.

TECHNICAL SPECIFICATIONS:

Fastener designation	Sandwich panel lining thickness ¹⁾ , [mm]	Characteristic shear load*, [kN]	
		Effective embedment depth in wood $h_{ef}^{2)}$, [mm]	
		40	
ESTS-0A-S-S16	0,40	1,60	
	0,50	2,52	
	0,55	2,52	
	0,60	3,16	
	0,63	3,16	
	0,70	3,16	
	0,75	3,16	
	0,88	3,16	
	1,00	3,16	

Fastener designation	Sandwich panel lining thickness ¹⁾ , [mm]	Characteristic tension load*, [kN]	
		Effective embedment depth in wood $h_{ef}^{2)}$, [mm]	
		40	
ESTS-0A-S-S16	0,40	1,40	
	0,50	2,53	
	0,55	2,53	
	0,60	2,77	
	0,63	2,77	
	0,70	2,89	
	0,75	2,89	
	0,88	2,89	
	1,00	3,78	

¹⁾ Steel grade S280GD, S320GD or S350GD according to EN 10346

²⁾ Construction wood according to PN-EN 14081-1+A1:2011, class C24 according to PN-EN 338:2011

* In order to determine the design resistance characteristic value should be divided by a safety factor of 1.33

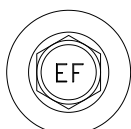
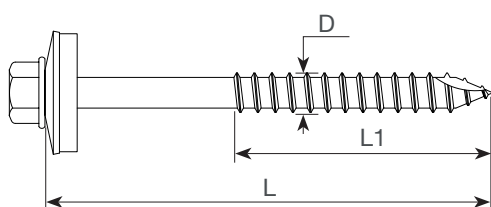
Sandwich panel self-tapping screws

ESTS-0A-Z-Z19

Self-tapping screw for fixing **sandwich panels to wooden substrate**



Product key	DxL	L1	h min	h max	Max. drilling capacity	Head size	Washer diameter	Single box	Outer carton
			panel/wood						
	mm	mm	mm	mm	mm	mm	mm	pcs.	pcs.
ESTS-0A-Z-Z19-65090	6,5 x 90	60	27	47	-	3/8"	19	100	1200
ESTS-0A-Z-Z19-65100	6,5 x 100	75	37	57	-	3/8"	19	100	600
ESTS-0A-Z-Z19-65115	6,5 x 115	75	52	72	-	3/8"	19	100	600
ESTS-0A-Z-Z19-65130	6,5 x 130	75	67	87	-	3/8"	19	100	600
ESTS-0A-Z-Z19-65150	6,5 x 150	100	87	107	-	3/8"	19	100	600
ESTS-0A-Z-Z19-65175	6,5 x 175	100	112	132	-	3/8"	19	100	600
ESTS-0A-Z-Z19-65200	6,5 x 200	100	137	157	-	3/8"	19	100	600
ESTS-0A-Z-Z19-65220	6,5 x 220	100	157	177	-	3/8"	19	100	600
ESTS-0A-Z-Z19-65240	6,5 x 240	100	177	197	-	3/8"	19	100	600
ESTS-0A-Z-Z19-65260	6,5 x 260	100	197	217	-	3/8"	19	100	600



MATERIALS:

- Screws are made of low carbon steel surface-hardened and galvanized to 12 microns
- Washer is made of zinc coated carbon steel with vulcanized EPDM layer
- Screw heads and washers may be coated with lacquer coating

INSTALLATION:

- Anchoring depth in wood **40 mm**
- For installation, use screwdrivers with a maximum speed of 1200 rpm with regulated torque

CERTIFICATES:

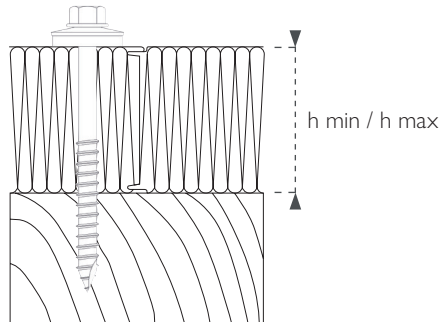
- ETA-16/0734



CORROSIVITY CATEGORY

C2

MAXIMUM AND MINIMUM THICKNESS OF FIXED ELEMENTS:



h min – minimum thickness of the fixed elements. Is the sum of: sandwich panel thickness at the fixing point and the insulating tape thickness, saddle washer thickness or linear washer thickness if any.

h max – maximum thickness of the fixed elements. Is the sum of: sandwich panel thickness at the fixing point and the insulating tape thickness, saddle washer thickness or linear washer thickness if any.

TECHNICAL SPECIFICATIONS:

Fastener designation	Sandwich panel lining thickness ¹⁾ , [mm]	Characteristic shear load*, [kN]
		Effective embedment depth in wood $h_{ef}^{2)}$, [mm]
		40
ESTS-0A-Z-Z19	0,40	1,60
	0,50	2,52
	0,55	2,52
	0,60	3,16
	0,63	3,16
	0,70	3,16
	0,75	3,16
	0,88	3,16
	1,00	3,16

Fastener designation	Sandwich panel lining thickness ¹⁾ , [mm]	Characteristic tension load*, [kN]
		Effective embedment depth in wood $h_{ef}^{2)}$, [mm]
		40
ESTS-0A-Z-Z19	0,40	1,81
	0,50	3,78
	0,55	3,78
	0,60	3,78
	0,63	3,78
	0,70	3,78
	0,75	3,78
	0,88	3,78
	1,00	3,78

¹⁾ Steel grade S280GD, S320GD or S350GD according to EN 10346

²⁾ Construction wood according to PN-EN 14081-1+A1:2011, class C24 according to PN-EN 338:2011

* In order to determine the design resistance characteristic value should be divided by a safety factor of 1.33

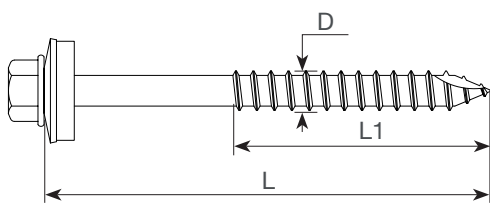
Sandwich panel self-tapping screws

ESTS-0A-Z-Z16

Self-tapping screw for fixing **sandwich panels to wooden substrate**



Product key	DxL	L1	h min	h max	Max. drilling capacity	Head size	Washer diameter	Single box	Outer carton
			panel/wood						
	mm	-	mm	mm	mm	mm	mm	pcs.	pcs.
ESTS-0A-Z-Z16-65090	6,5 x 90	60	27	47	-	3/8"	16	100	1200
ESTS-0A-Z-Z16-65100	6,5 x 100	75	37	57	-	3/8"	16	100	600
ESTS-0A-Z-Z16-65115	6,5 x 115	75	52	72	-	3/8"	16	100	600
ESTS-0A-Z-Z16-65130	6,5 x 130	75	67	87	-	3/8"	16	100	600
ESTS-0A-Z-Z16-65150	6,5 x 150	100	87	107	-	3/8"	16	100	600
ESTS-0A-Z-Z16-65175	6,5 x 175	100	112	132	-	3/8"	16	100	600
ESTS-0A-Z-Z16-65200	6,5 x 200	100	137	157	-	3/8"	16	100	600
ESTS-0A-Z-Z16-65220	6,5 x 220	100	157	177	-	3/8"	16	100	600
ESTS-0A-Z-Z16-65240	6,5 x 240	100	177	197	-	3/8"	16	100	600
ESTS-0A-Z-Z16-65260	6,5 x 260	100	197	217	-	3/8"	16	100	600



MATERIALS:

- Screws are made of low carbon steel surface-hardened and galvanized to 12 microns
- Washer is made of zinc coated carbon steel with vulcanized EPDM layer
- Screw heads and washers may be coated with lacquer coating

INSTALLATION:

- Anchoring depth in wood **40 mm**
- For installation, use screwdrivers with a maximum speed of 1200 rpm with regulated torque

CERTIFICATES:

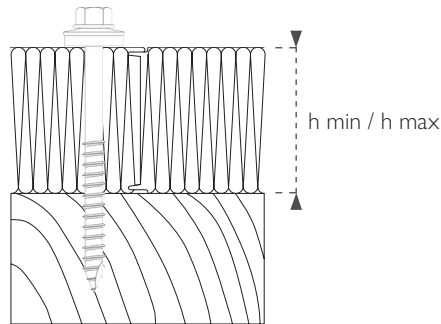
- ETA-16/0734



CORROSIVITY CATEGORY

C2

MAXIMUM AND MINIMUM THICKNESS OF FIXED ELEMENTS:



h min – minimum thickness of the fixed elements. Is the sum of: sandwich panel thickness at the fixing point and the insulating tape thickness, saddle washer thickness or linear washer thickness if any.

h max – maximum thickness of the fixed elements. Is the sum of: sandwich panel thickness at the fixing point and the insulating tape thickness, saddle washer thickness or linear washer thickness if any.

TECHNICAL SPECIFICATIONS:

Fastener designation	Sandwich panel lining thickness ¹⁾ , [mm]	Characteristic shear load*, [kN]
		Effective embedment depth in wood $h_{ef}^{2)}$, [mm]
		40
ESTS-0A-Z-Z16	0,40	1,60
	0,50	2,52
	0,55	2,52
	0,60	3,16
	0,63	3,16
	0,70	3,16
	0,75	3,16
	0,88	3,16
	1,00	3,16

Fastener designation	Sandwich panel lining thickness ¹⁾ , [mm]	Characteristic tension load*, [kN]
		Effective embedment depth in wood $h_{ef}^{2)}$, [mm]
		40
ESTS-0A-Z-Z16	0,40	1,40
	0,50	2,53
	0,55	2,53
	0,60	2,77
	0,63	2,77
	0,70	2,89
	0,75	2,89
	0,88	2,89
	1,00	3,78

¹⁾ Steel grade S280GD, S320GD or S350GD according to EN 10346

²⁾ Construction wood according to PN-EN 14081-1+A1:2011, class C24 according to PN-EN 338:2011

* In order to determine the design resistance characteristic value should be divided by a safety factor of 1.33

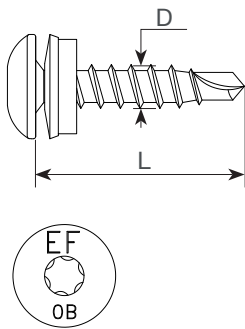
Overlapping self-drilling screws

ESDS-PH-0-B-S12 (ESDS-PH-0-B-S11)

Self-drilling bi-metal screw **for connecting steel sheets**



Product key	DxL	h min	h max	Max. drilling capacity	Head size	Washer diameter	Single box	Outer carton
	mm	mm	mm	mm	mm	mm	pcs.	pcs.
ESDS-PH-0-B-S12-48019	4,8 x 19	2 x 0,50	2	2 x 1,00	12/T20	12	250	3000
ESDS-PH-0-B-S11-48019	4,8 x 19	2 x 0,50	2	2 x 1,00	12/T20	11	250	3000



MATERIALS:

- Screws are made of stainless steel. Drilling point made of alloy steel
- Washer is made of stainless steel with vulcanized EPDM layer
- Screw heads and washers may be coated with lacquer coating

INSTALLATION:

- Maximum drilling capacity in steel **up to 2x1,00 mm**
- For installation, use screwdrivers with a maximum speed of 1200 rpm with regulated torque

CERTIFICATES:

- ETA-16/0739

When screws are going to be used in corrosivity category C4, always contact Eurofast for proper usage confirmation.

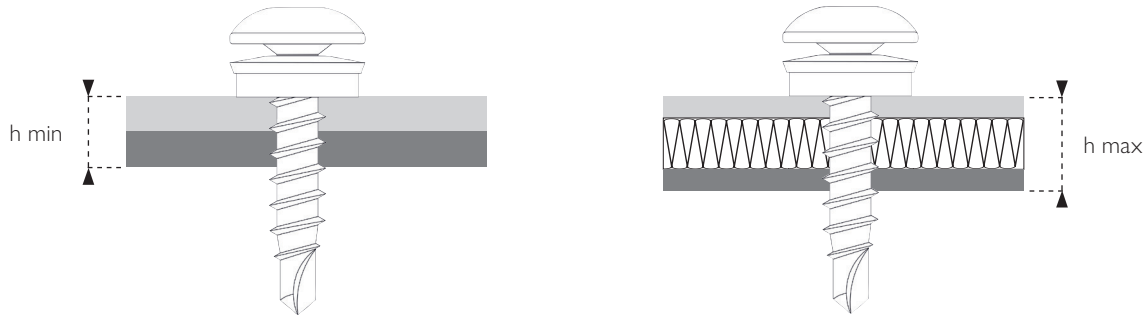


DRILLING CAPACITY 2 X 1,00 MM

CORROSIVITY CATEGORY

C4

MAXIMUM AND MINIMUM THICKNESS OF FIXED ELEMENTS:



h min – minimum thickness of the fixed elements. Is the sum of: the minimum thickness of the substrate and the minimum thickness of the steel sheet tested with specific screw type.

h max – maximum thickness of the fixed elements. Is the sum of: the thickness of the substrate, the thickness of the steel sheet and the thickness of components located between the substrate and steel sheet or the thickness of the air gap.

TECHNICAL SPECIFICATIONS:

Fastener designation	Steel sheet thickness ¹⁾ , [mm]	Characteristic shear load*, [kN]								
		Steel substrate thickness ¹⁾ , [mm]								
		0,50	0,55	0,60	0,63	0,70	0,75	0,80	0,88	1,00
ESDS-PH-0-B-S12 (ESDS-PH-0-B-S11) 4,8	0,50	1,20	1,20	1,20	1,20	1,20	1,20	1,20	1,20	1,20
	0,55	1,20	1,20	1,20	1,20	1,20	1,20	1,20	1,20	1,20
	0,60	1,20	1,20	1,20	1,20	1,20	1,20	1,20	1,20	1,20
	0,63	1,20	1,20	1,20	1,57	1,57	1,57	1,57	1,57	1,57
	0,70	1,20	1,20	1,20	1,57	1,57	1,57	1,57	1,57	1,57
	0,75	1,20	1,20	1,20	1,57	1,57	2,31	2,31	2,31	2,31
	0,80	1,20	1,20	1,20	1,57	1,57	2,31	2,31	2,31	2,31
	0,88	1,20	1,20	1,20	1,57	1,57	2,31	2,31	2,31	2,31
1,00	1,20	1,20	1,20	1,57	1,57	2,31	2,31	2,31	2,75	

Fastener designation	Steel sheet thickness ¹⁾ , [mm]	Characteristic tension load*, [kN]								
		Steel substrate thickness ¹⁾ , [mm]								
		0,50	0,55	0,60	0,63	0,70	0,75	0,80	0,88	1,00
ESDS-PH-0-B-S12 (ESDS-PH-0-B-S11) 4,8	0,50	0,50	0,50	0,50	0,62	0,62	0,76	0,76	0,76	0,97
	0,55	0,50	0,50	0,50	0,62	0,62	0,76	0,76	0,76	0,97
	0,60	0,50	0,50	0,50	0,62	0,62	0,76	0,76	0,76	0,97
	0,63	0,50	0,50	0,50	0,62	0,62	0,76	0,76	0,76	1,17
	0,70	0,50	0,50	0,50	0,62	0,62	0,76	0,76	0,76	1,17
	0,75	0,50	0,50	0,50	0,62	0,62	0,76	0,76	0,76	1,35
	0,80	0,50	0,50	0,50	0,62	0,62	0,76	0,76	0,76	1,35
	0,88	0,50	0,50	0,50	0,62	0,62	0,76	0,76	0,76	1,35
	1,00	0,50	0,50	0,50	0,62	0,62	0,76	0,76	0,76	1,38

¹⁾ Steel grade S280GD, S320GD or S350GD according to EN 10346

* In order to determine the design resistance characteristic value should be divided by a safety factor of 1.33

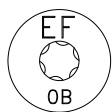
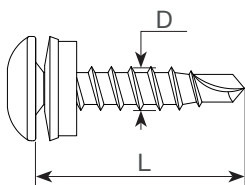
Overlapping self-drilling screws

ESDS-PH-0-B-S12 (ESDS-PH-0-B-S11)

Self-drilling bi-metal screw **for connecting steel sheets**



Product key	DxL	h min	h max	Max. drilling capacity	Head size	Washer diameter	Single box	Outer carton
	mm	mm	mm	mm	mm	mm	pcs.	pcs.
ESDS-PH-0-B-S12-55025	5,5 x 25	2 x 0,50	3	2 x 1,00	12/T25	12	250	3000
ESDS-PH-0-B-S11-55025	5,5 x 25	2 x 0,50	3	2 x 1,00	12/T25	11	250	3000



MATERIALS:

- Screws are made of stainless steel. Drilling point made of alloy steel
- Washer is made of stainless steel with vulcanized EPDM layer
- Screw heads and washers may be coated with lacquer coating

INSTALLATION:

- Maximum drilling capacity in steel **up to 2x1,00 mm**
- For installation, use screwdrivers with a maximum speed of 1200 rpm with regulated torque

CERTIFICATES:

- ETA-16/0739

When screws are going to be used in corrosivity category C4, always contact Eurofast for proper usage confirmation.

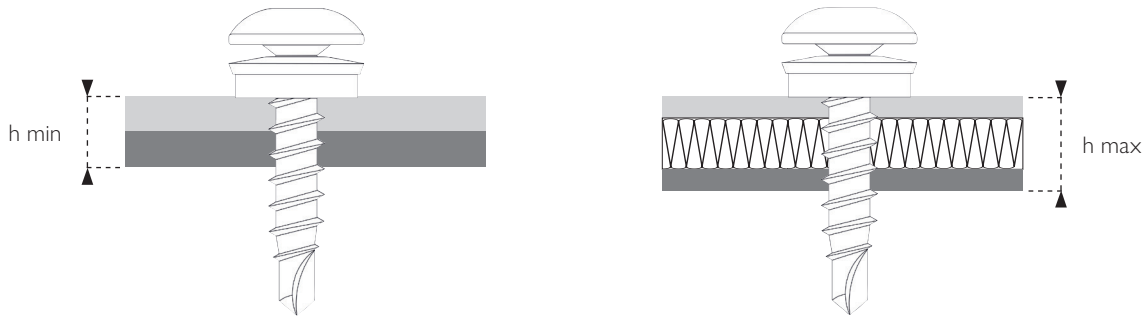


DRILLING CAPACITY 2 X 1,00 MM

CORROSIVITY CATEGORY

C4

MAXIMUM AND MINIMUM THICKNESS OF FIXED ELEMENTS:



h min – minimum thickness of the fixed elements. Is the sum of: the minimum thickness of the substrate and the minimum thickness of the steel sheet tested with specific screw type.

h max – maximum thickness of the fixed elements. Is the sum of: the thickness of the substrate, the thickness of the steel sheet and the thickness of components located between the substrate and steel sheet or the thickness of the air gap.

TECHNICAL SPECIFICATIONS:

Fastener designation	Steel sheet thickness ¹⁾ , [mm]	Characteristic shear load*, [kN]								
		Steel substrate thickness ¹⁾ , [mm]								
		0,50	0,55	0,60	0,63	0,70	0,75	0,80	0,88	1,00
ESDS-PH-0-B-S12 (ESDS-PH-0-B-S11) 5,5	0,50	1,49	1,49	1,49	1,49	1,49	1,49	1,49	1,49	1,49
	0,55	1,49	1,49	1,49	1,49	1,49	1,49	1,49	1,49	1,49
	0,60	1,49	1,49	1,49	1,49	1,49	1,49	1,49	1,49	1,49
	0,63	1,49	1,49	1,49	1,84	1,84	1,84	1,84	1,84	1,84
	0,70	1,49	1,49	1,49	1,84	1,84	1,84	1,84	1,84	1,84
	0,75	1,49	1,49	1,49	1,84	1,84	2,42	2,42	2,42	2,42
	0,80	1,49	1,49	1,49	1,84	1,84	2,42	2,42	2,42	2,42
	0,88	1,49	1,49	1,49	1,84	1,84	2,42	2,42	2,42	2,42
	1,00	1,49	1,49	1,49	1,84	1,84	2,42	2,42	2,42	2,82

Fastener designation	Steel sheet thickness ¹⁾ , [mm]	Characteristic tension load*, [kN]								
		Steel substrate thickness ¹⁾ , [mm]								
		0,50	0,55	0,60	0,63	0,70	0,75	0,80	0,88	1,00
ESDS-PH-0-B-S12 (ESDS-PH-0-B-S11) 5,5	0,50	0,61	0,61	0,61	0,75	0,75	0,97	0,97	0,97	0,97
	0,55	0,61	0,61	0,61	0,75	0,75	0,97	0,97	0,97	0,97
	0,60	0,61	0,61	0,61	0,75	0,75	0,97	0,97	0,97	0,97
	0,63	0,61	0,61	0,61	0,75	0,75	1,11	1,11	1,11	1,17
	0,70	0,61	0,61	0,61	0,75	0,75	1,11	1,11	1,11	1,17
	0,75	0,61	0,61	0,61	0,75	0,75	1,11	1,11	1,11	1,35
	0,80	0,61	0,61	0,61	0,75	0,75	1,11	1,11	1,11	1,35
	0,88	0,61	0,61	0,61	0,75	0,75	1,11	1,11	1,11	1,35
	1,00	0,61	0,61	0,61	0,75	0,75	1,11	1,11	1,11	1,43


¹⁾ Steel grade S280GD, S320GD or S350GD according to EN 10346

* In order to determine the design resistance characteristic value should be divided by a safety factor of 1.33

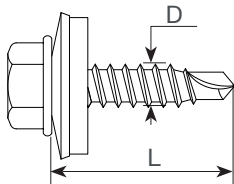
Overlapping self-drilling screws

ESDS-0-B-S16

Self-drilling bi-metal screw **for connecting steel sheets**



Product key	DxL	h min	h max	Max. drilling capacity	Head size	Washer diameter	Single box	Outer carton
	mm	mm	mm	mm	mm	mm	pcs.	pcs.
ESDS-0-B-S16-63025	6,3 x 25	2 x 0,50	4	2 x 1,00	8	16	250	3000
ESDS-0-B-S16-63035	6,3 x 35	2 x 0,50	14	2 x 1,00	8	16	250	3000



When screws are going to be used in corrosivity category C4, always contact Eurofast for proper usage confirmation.

MATERIALS:

- Screws are made of stainless steel. Drilling point made of alloy steel
- Washer is made of stainless steel with vulcanized EPDM layer
- Screw heads and washers may be coated with lacquer coating

INSTALLATION:

- Maximum drilling capacity in steel **up to 2x1,00 mm**
- For installation, use screwdrivers with a maximum speed of 1200 rpm with regulated torque

CERTIFICATES:

- ETA-16/0739

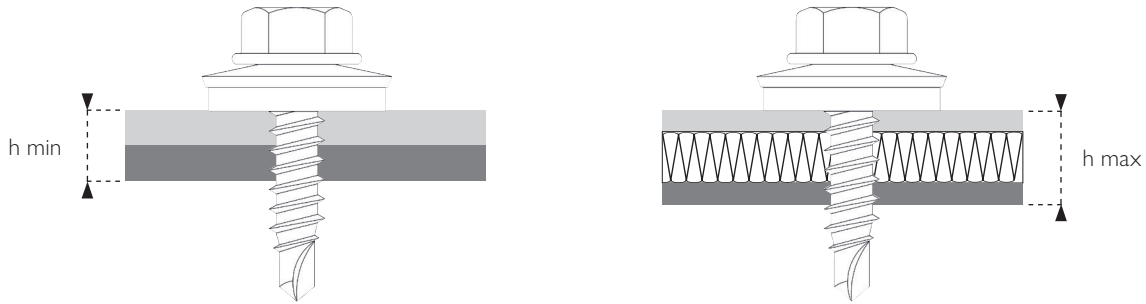


DRILLING CAPACITY 2 X 1,00 MM

CORROSIVITY CATEGORY

C4

MAXIMUM AND MINIMUM THICKNESS OF FIXED ELEMENTS:



h min – minimum thickness of the fixed elements. Is the sum of: the minimum thickness of the substrate and the minimum thickness of the steel sheet tested with specific screw type.

h max – maximum thickness of the fixed elements. Is the sum of: the thickness of the substrate, the thickness of the steel sheet and the thickness of components located between the substrate and steel sheet or the thickness of the air gap.

TECHNICAL SPECIFICATIONS:

Fastener designation	Steel sheet thickness ¹⁾ , [mm]	Characteristic shear load*, [kN]								
		Steel substrate thickness ¹⁾ , [mm]								
		0,50	0,55	0,60	0,63	0,70	0,75	0,80	0,88	1,00
ESDS-0-B-S16 6,3	0,50	1,72	1,72	1,72	1,72	1,72	1,72	1,72	1,72	1,72
	0,55	1,72	1,72	1,72	1,72	1,72	1,72	1,72	1,72	1,72
	0,60	1,72	1,72	1,72	1,72	1,72	1,72	1,72	1,72	1,72
	0,63	1,72	1,72	1,72	1,90	1,90	1,90	1,90	1,90	1,90
	0,70	1,72	1,72	1,72	1,90	1,90	1,90	1,90	1,90	1,90
	0,75	1,72	1,72	1,72	1,90	1,90	2,69	2,69	2,69	2,69
	0,80	1,72	1,72	1,72	1,90	1,90	2,69	2,69	2,69	2,69
	0,88	1,72	1,72	1,72	1,90	1,90	2,69	2,69	2,69	2,69
1,00	1,72	1,72	1,72	1,90	1,90	2,69	2,69	2,69	3,10	

Fastener designation	Steel sheet thickness ¹⁾ , [mm]	Characteristic tension load*, [kN]								
		Steel substrate thickness ¹⁾ , [mm]								
		0,50	0,55	0,60	0,63	0,70	0,75	0,80	0,88	1,00
ESDS-0-B-S16 6,3	0,50	0,61	0,61	0,61	0,77	0,77	1,11	1,11	1,11	1,50
	0,55	0,61	0,61	0,61	0,77	0,77	1,11	1,11	1,11	1,50
	0,60	0,61	0,61	0,61	0,77	0,77	1,11	1,11	1,11	1,50
	0,63	0,61	0,61	0,61	0,77	0,77	1,11	1,11	1,11	1,50
	0,70	0,61	0,61	0,61	0,77	0,77	1,11	1,11	1,11	1,50
	0,75	0,61	0,61	0,61	0,77	0,77	1,11	1,11	1,11	1,50
	0,80	0,61	0,61	0,61	0,77	0,77	1,11	1,11	1,11	1,50
	0,88	0,61	0,61	0,61	0,77	0,77	1,11	1,11	1,11	1,50
	1,00	0,61	0,61	0,61	0,77	0,77	1,11	1,11	1,11	1,50


¹⁾ Steel grade S280GD, S320GD or S350GD according to EN 10346

* In order to determine the design resistance characteristic value should be divided by a safety factor of 1.33

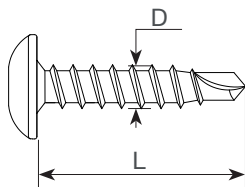
Overlapping self-drilling screws

ESDS-PH-0-B

Self-drilling bi-metal screw **for connecting steel sheets**



Product key	DxL	h min	h max	Max. drilling capacity	Head size	Washer diameter	Single box	Outer carton
	mm	mm	mm	mm	mm	mm	pcs.	pcs.
ESDS-PH-0-B-48028	4,8 x 28	2 x 0,50	12	2 x 1,00	12/T25	-	500	6000



When screws are going to be used in corrosivity category C4, always contact Eurofast for proper usage confirmation.

MATERIALS:

- Screws are made of stainless steel. Drilling point made of alloy steel
- Screw heads may be coated with lacquer coating

INSTALLATION:

- Maximum drilling capacity in steel **up to 2x1,00 mm**
- For installation, use screwdrivers with a maximum speed of 1200 rpm with regulated torque

CERTIFICATES:

- ETA-16/0739

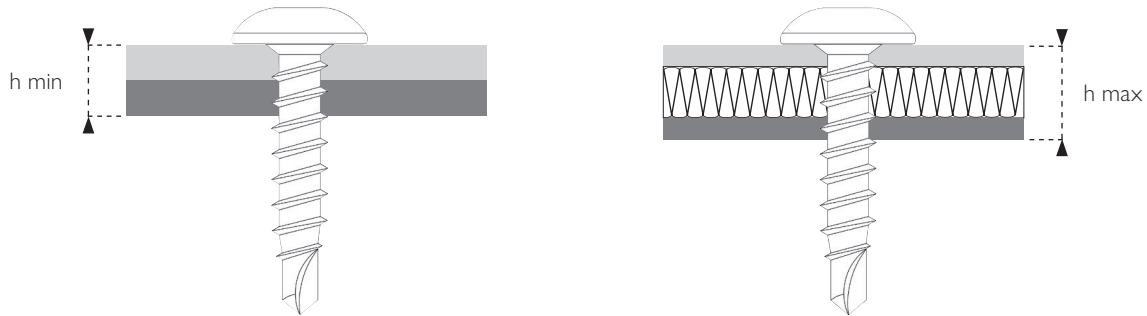


DRILLING CAPACITY 2 X 1,00 MM

CORROSIVITY CATEGORY

C4

MAXIMUM AND MINIMUM THICKNESS OF FIXED ELEMENTS:



h min – minimum thickness of the fixed elements. Is the sum of: the minimum thickness of the substrate and the minimum thickness of the steel sheet tested with specific screw type.

h max – maximum thickness of the fixed elements. Is the sum of: the thickness of the substrate, the thickness of the steel sheet and the thickness of components located between the substrate and steel sheet or the thickness of the air gap.

TECHNICAL SPECIFICATIONS:

Fastener designation	Steel sheet thickness ¹⁾ , [mm]	Characteristic shear load*, [kN]								
		Steel substrate thickness ¹⁾ , [mm]								
		0,50	0,55	0,60	0,63	0,70	0,75	0,80	0,88	1,00
ESDS-PH-0-B 4,8	0,50	1,20	1,20	1,20	1,20	1,20	1,20	1,20	1,20	1,20
	0,55	1,20	1,20	1,20	1,20	1,20	1,20	1,20	1,20	1,20
	0,60	1,20	1,20	1,20	1,20	1,20	1,20	1,20	1,20	1,20
	0,63	1,20	1,20	1,20	1,57	1,57	1,57	1,57	1,57	1,57
	0,70	1,20	1,20	1,20	1,57	1,57	1,57	1,57	1,57	1,57
	0,75	1,20	1,20	1,20	1,57	1,57	2,31	2,31	2,31	2,31
	0,80	1,20	1,20	1,20	1,57	1,57	2,31	2,31	2,31	2,31
	0,88	1,20	1,20	1,20	1,57	1,57	2,31	2,31	2,31	2,31
1,00	1,20	1,20	1,20	1,57	1,57	2,31	2,31	2,31	2,75	

Fastener designation	Steel sheet thickness ¹⁾ , [mm]	Characteristic tension load*, [kN]								
		Steel substrate thickness ¹⁾ , [mm]								
		0,50	0,55	0,60	0,63	0,70	0,75	0,80	0,88	1,00
ESDS-PH-0-B 4,8	0,50	0,50	0,50	0,50	0,62	0,62	0,76	0,76	0,76	0,97
	0,55	0,50	0,50	0,50	0,62	0,62	0,76	0,76	0,76	0,97
	0,60	0,50	0,50	0,50	0,62	0,62	0,76	0,76	0,76	0,97
	0,63	0,50	0,50	0,50	0,62	0,62	0,76	0,76	0,76	1,17
	0,70	0,50	0,50	0,50	0,62	0,62	0,76	0,76	0,76	1,17
	0,75	0,50	0,50	0,50	0,62	0,62	0,76	0,76	0,76	1,35
	0,80	0,50	0,50	0,50	0,62	0,62	0,76	0,76	0,76	1,35
	0,88	0,50	0,50	0,50	0,62	0,62	0,76	0,76	0,76	1,35
	1,00	0,50	0,50	0,50	0,62	0,62	0,76	0,76	0,76	1,38

¹⁾ Steel grade S280GD, S320GD or S350GD according to EN 10346

* In order to determine the design resistance characteristic value should be divided by a safety factor of 1.33

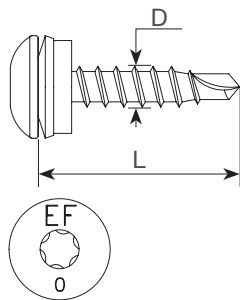
Overlapping self-drilling screws

ESDS-PH-0-P-A12 (ESDS-PH-0-P-A11)

Self-drilling screw **for connecting steel sheets**



Product key	DxL	h min	h max	Max. drilling capacity	Head size	Washer diameter	Single box	Outer carton
	mm	mm	mm	mm	mm	mm	pcs.	pcs.
ESDS-PH-0-P-A12-48020	4,8 x 20	2 x 0,50	8	2 x 1,00	12/T25	12	250	3000
ESDS-PH-0-P-A11-48020	4,8 x 20	2 x 0,50	8	2 x 1,00	12/T25	11	250	3000



MATERIALS:

- Screws are made of low carbon steel surface-hardened and coated with a PREMIUM type coating of 500 hours resistance in salt spray test
- Washer is made of aluminium with vulcanized EPDM layer
- Screw heads and washers may be coated with lacquer coating

INSTALLATION:

- Maximum drilling capacity in steel **up to 2x1,00 mm**
- For installation, use screwdrivers with a maximum speed of 1800 rpm with regulated torque

CERTIFICATES:

- ETA-16/0739

When screws are going to be used in corrosivity category C4, always contact Eurofast for proper usage confirmation.

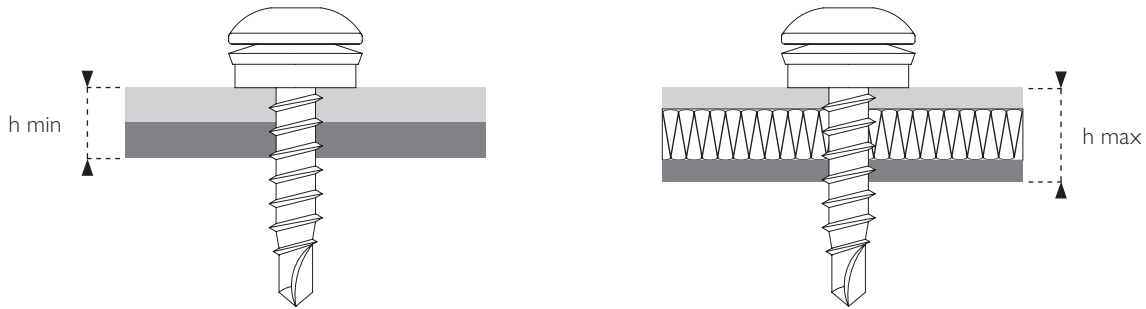


DRILLING CAPACITY 2 X 1,00 MM

CORROSIVITY CATEGORY

C3

MAXIMUM AND MINIMUM THICKNESS OF FIXED ELEMENTS:



h min – minimum thickness of the fixed elements. Is the sum of: the minimum thickness of the substrate and the minimum thickness of the steel sheet tested with specific screw type.

h max – maximum thickness of the fixed elements. Is the sum of: the thickness of the substrate, the thickness of the steel sheet and the thickness of components located between the substrate and steel sheet or the thickness of the air gap.

TECHNICAL SPECIFICATIONS:

Fastener designation	Steel sheet thickness ¹⁾ , [mm]	Characteristic shear load*, [kN]									
		Steel substrate thickness ¹⁾ , [mm]									
		0,50	0,55	0,60	0,63	0,70	0,75	0,80	0,88	1,00	
ESDS-PH-0-P-A12 (ESDS-PH-0-P-A11) 4,8	0,50	1,28	1,28	1,28	1,28	1,28	1,28	1,28	1,28	1,28	1,28
	0,55	1,28	1,28	1,28	1,28	1,28	1,28	1,28	1,28	1,28	1,28
	0,60	1,28	1,28	1,28	1,28	1,28	1,28	1,28	1,28	1,28	1,28
	0,63	1,28	1,28	1,28	1,56	1,56	1,56	1,56	1,56	1,56	1,56
	0,70	1,28	1,28	1,28	1,56	1,56	1,56	1,56	1,56	1,56	1,56
	0,75	1,28	1,28	1,28	1,56	1,56	2,30	2,30	2,30	2,30	2,30
	0,80	1,28	1,28	1,28	1,56	1,56	2,30	2,30	2,30	2,30	2,30
	0,88	1,28	1,28	1,28	1,56	1,56	2,30	2,30	2,30	2,30	2,30
1,00	1,28	1,28	1,28	1,56	1,56	2,30	2,30	2,30	2,30	2,95	

Fastener designation	Steel sheet thickness ¹⁾ , [mm]	Characteristic tension load*, [kN]								
		Steel substrate thickness ¹⁾ , [mm]								
		0,50	0,55	0,60	0,63	0,70	0,75	0,80	0,88	1,00
ESDS-PH-0-P-A12 (ESDS-PH-0-P-A11) 4,8	0,50	0,66	0,66	0,66	0,70	0,70	0,70	0,70	0,70	0,70
	0,55	0,66	0,66	0,66	0,70	0,70	0,70	0,70	0,70	0,70
	0,60	0,66	0,66	0,66	0,70	0,70	0,70	0,70	0,70	0,70
	0,63	0,66	0,66	0,66	0,79	0,79	0,79	0,79	0,79	0,79
	0,70	0,66	0,66	0,66	0,79	0,79	0,79	0,79	0,79	0,79
	0,75	0,66	0,66	0,66	0,94	0,94	1,05	1,05	1,05	1,05
	0,80	0,66	0,66	0,66	0,94	0,94	1,05	1,05	1,05	1,05
	0,88	0,66	0,66	0,66	0,94	0,94	1,05	1,05	1,05	1,05
1,00	0,66	0,66	0,66	0,94	0,94	1,09	1,09	1,09	1,40	

¹⁾ Steel grade S280GD, S320GD or S350GD according to EN 10346

* In order to determine the design resistance characteristic value should be divided by a safety factor of 1.33

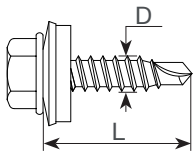
Overlapping self-drilling screws

ESDS-0-B-S14

Self-drilling bi-metal screw **for connecting steel sheets**



Product key	DxL	h min	h max	Max. drilling capacity	Head size	Washer diameter	Single box	Outer carton
	mm	mm	mm	mm	mm	mm	pcs.	pcs.
ESDS-0-B-S14-48020	4,8 x 20	2 x 0,50	2	2 x 1,00	8	14	250	3000



MATERIALS:

- Screws are made of stainless steel. Drilling point made of alloy steel
- Washer is made of stainless steel with vulcanized EPDM layer
- Screw heads and washers may be coated with lacquer coating

INSTALLATION:

- Maximum drilling capacity in steel **up to 2x1,00 mm**
- For installation, use screwdrivers with a maximum speed of 1200 rpm with regulated torque

CERTIFICATES:

- ETA-16/0739

When screws are going to be used in corrosivity category C4, always contact Eurofast for proper usage confirmation.

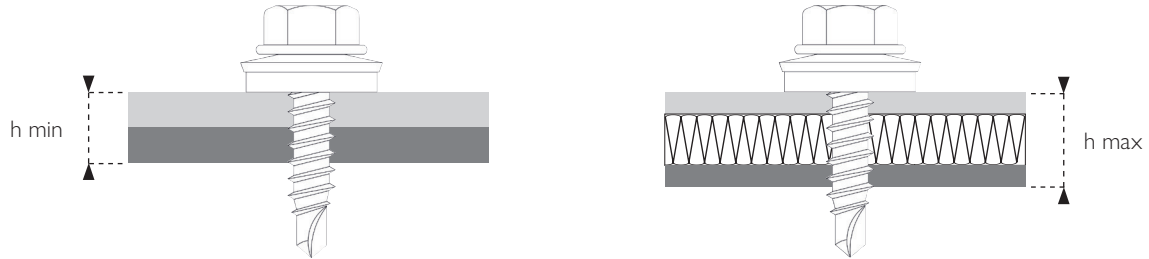


DRILLING CAPACITY 2 X 1,00 MM

CORROSIVITY CATEGORY

C4

MAXIMUM AND MINIMUM THICKNESS OF FIXED ELEMENTS:



h min – minimum thickness of the fixed elements. Is the sum of: the minimum thickness of the substrate and the minimum thickness of the steel sheet tested with specific screw type.

h max – maximum thickness of the fixed elements. Is the sum of: the thickness of the substrate, the thickness of the steel sheet and the thickness of components located between the substrate and steel sheet or the thickness of the air gap.

TECHNICAL SPECIFICATIONS:

Fastener designation	Steel sheet thickness ¹⁾ , [mm]	Characteristic shear load*, [kN]								
		Steel substrate thickness ¹⁾ , [mm]								
		0,50	0,55	0,60	0,63	0,70	0,75	0,80	0,88	1,00
ESDS-0-B-S14 4,8	0,50	1,20	1,20	1,20	1,20	1,20	1,20	1,20	1,20	1,20
	0,55	1,20	1,20	1,20	1,20	1,20	1,20	1,20	1,20	1,20
	0,60	1,20	1,20	1,20	1,20	1,20	1,20	1,20	1,20	1,20
	0,63	1,20	1,20	1,20	1,57	1,57	1,57	1,57	1,57	1,57
	0,70	1,20	1,20	1,20	1,57	1,57	1,57	1,57	1,57	1,57
	0,75	1,20	1,20	1,20	1,57	1,57	2,31	2,31	2,31	2,31
	0,80	1,20	1,20	1,20	1,57	1,57	2,31	2,31	2,31	2,31
	0,88	1,20	1,20	1,20	1,57	1,57	2,31	2,31	2,31	2,31
1,00	1,20	1,20	1,20	1,57	1,57	2,31	2,31	2,31	2,75	

Fastener designation	Steel sheet thickness ¹⁾ , [mm]	Characteristic tension load*, [kN]								
		Steel substrate thickness ¹⁾ , [mm]								
		0,50	0,55	0,60	0,63	0,70	0,75	0,80	0,88	1,00
ESDS-0-B-S14 4,8	0,50	0,62	0,62	0,62	0,81	0,81	0,92	0,92	0,92	1,67
	0,55	0,62	0,62	0,62	0,81	0,81	0,92	0,92	0,92	1,67
	0,60	0,62	0,62	0,62	0,81	0,81	0,92	0,92	0,92	1,67
	0,63	0,62	0,62	0,62	0,81	0,81	0,92	0,92	0,92	1,67
	0,70	0,62	0,62	0,62	0,81	0,81	0,92	0,92	0,92	1,67
	0,75	0,62	0,62	0,62	0,81	0,81	0,92	0,92	0,92	1,67
	0,80	0,62	0,62	0,62	0,81	0,81	0,92	0,92	0,92	1,67
	0,88	0,62	0,62	0,62	0,81	0,81	0,92	0,92	0,92	1,67
	1,00	0,62	0,62	0,62	0,81	0,81	0,92	0,92	0,92	1,67

¹⁾ Steel grade S280GD, S320GD or S350GD according to EN 10346

* In order to determine the design resistance characteristic value should be divided by a safety factor of 1.33

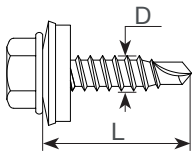
Overlapping self-drilling screws

ESDS-0-P-A14

Self-drilling screw **for connecting steel sheets**



Product key	DxL	h min	h max	Max. drilling capacity	Head size	Washer diameter	Single box	Outer carton
	mm	mm	mm	mm	mm	mm	pcs.	pcs.
ESDS-0-P-A14-48020	4,8 x 20	2 x 0,50	8	2 x 1,00	8	14	250	3000



MATERIALS:

- Screws are made of low carbon steel surface-hardened and coated with a PREMIUM type coating of 500 hours resistance in salt spray test
- Washer is made of aluminium with vulcanized EPDM layer
- Screw heads and washers may be coated with lacquer coating

INSTALLATION:

- Maximum drilling capacity in steel **up to 2x1,00 mm**
- For installation, use screwdrivers with a maximum speed of 1800 rpm with regulated torque

CERTIFICATES:

- ETA-16/0739

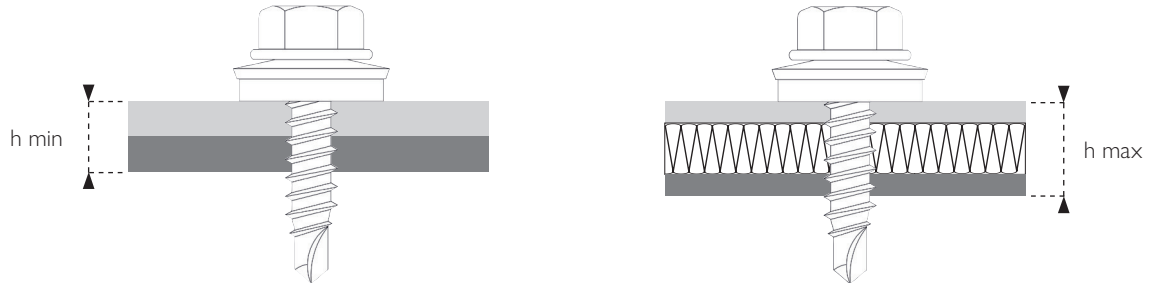


DRILLING CAPACITY 2 X 1,00 MM

CORROSIVITY CATEGORY

C3

MAXIMUM AND MINIMUM THICKNESS OF FIXED ELEMENTS:



h min – minimum thickness of the fixed elements. Is the sum of: the minimum thickness of the substrate and the minimum thickness of the steel sheet tested with specific screw type.

h max – maximum thickness of the fixed elements. Is the sum of: the thickness of the substrate, the thickness of the steel sheet and the thickness of components located between the substrate and steel sheet or the thickness of the air gap.

TECHNICAL SPECIFICATIONS:

Fastener designation	Steel sheet thickness ¹⁾ , [mm]	Characteristic shear load*, [kN]								
		Steel substrate thickness ¹⁾ , [mm]								
		0,50	0,55	0,60	0,63	0,70	0,75	0,80	0,88	1,00
ESDS-0-P-A14 4,8	0,50	1,28	1,28	1,28	1,28	1,28	1,28	1,28	1,28	1,28
	0,55	1,28	1,28	1,28	1,28	1,28	1,28	1,28	1,28	1,28
	0,60	1,28	1,28	1,28	1,28	1,28	1,28	1,28	1,28	1,28
	0,63	1,28	1,28	1,28	1,47	1,47	1,47	1,47	1,47	1,47
	0,70	1,28	1,28	1,28	1,47	1,47	1,47	1,47	1,47	1,47
	0,75	1,28	1,28	1,28	1,47	1,47	2,41	2,41	2,41	2,41
	0,80	1,28	1,28	1,28	1,47	1,47	2,41	2,41	2,41	2,41
	0,88	1,28	1,28	1,28	1,47	1,47	2,41	2,41	2,41	2,41
1,00	1,28	1,28	1,28	1,47	1,47	2,41	2,41	2,41	2,58	

Fastener designation	Steel sheet thickness ¹⁾ , [mm]	Characteristic tension load*, [kN]								
		Steel substrate thickness ¹⁾ , [mm]								
		0,50	0,55	0,60	0,63	0,70	0,75	0,80	0,88	1,00
ESDS-0-P-A14 4,8	0,50	0,66	0,66	0,66	0,94	0,94	1,09	1,09	1,09	1,61
	0,55	0,66	0,66	0,66	0,94	0,94	1,09	1,09	1,09	1,61
	0,60	0,66	0,66	0,66	0,94	0,94	1,09	1,09	1,09	1,61
	0,63	0,66	0,66	0,66	0,94	0,94	1,09	1,09	1,09	1,61
	0,70	0,66	0,66	0,66	0,94	0,94	1,09	1,09	1,09	1,61
	0,75	0,66	0,66	0,66	0,94	0,94	1,09	1,09	1,09	1,61
	0,80	0,66	0,66	0,66	0,94	0,94	1,09	1,09	1,09	1,61
	0,88	0,66	0,66	0,66	0,94	0,94	1,09	1,09	1,09	1,61
	1,00	0,66	0,66	0,66	0,94	0,94	1,09	1,09	1,09	1,61


¹⁾ Steel grade S280GD, S320GD or S350GD according to EN 10346

* In order to determine the design resistance characteristic value should be divided by a safety factor of 1.33

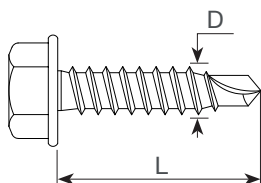
Overlapping self-drilling screws

ESDS-0-P

Self-drilling screw **for connecting steel sheets**



Product key	DxL	h min	h max	Max. drilling capacity	Head size	Washer diameter	Single box	Outer carton
	mm	mm	mm	mm	mm	mm	pcs.	pcs.
ESDS-0-P-48020	4,8 x 20	2 x 0,50	11	2 x 1,00	8	-	500	6000



MATERIALS:

- Screws are made of low carbon steel surface-hardened and coated with a PREMIUM type coating of 500 hours resistance in salt spray test
- Screw heads may be coated with lacquer coating

INSTALLATION:

- Maximum drilling capacity in steel **up to 2x1,00 mm**
- For installation, use screwdrivers with a maximum speed of 1800 rpm with regulated torque

CERTIFICATES:

- ETA-16/0739

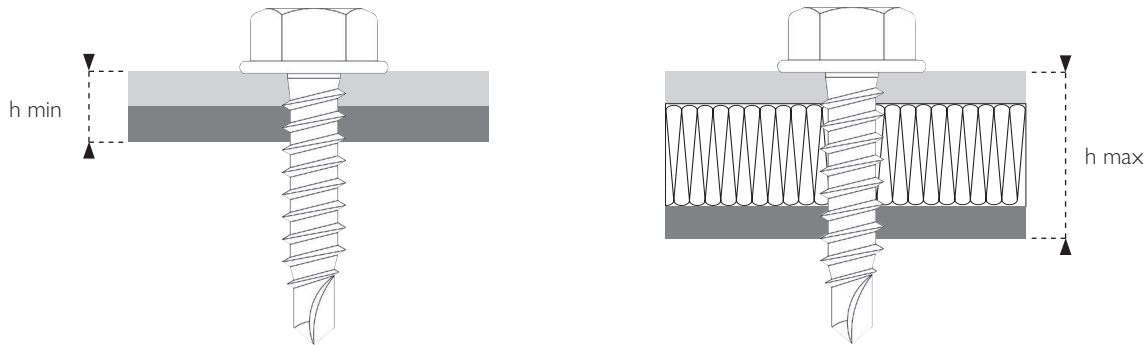


DRILLING CAPACITY 2 X 1,00 MM

CORROSIVITY CATEGORY

C3

MAXIMUM AND MINIMUM THICKNESS OF FIXED ELEMENTS:



h min – minimum thickness of the fixed elements. Is the sum of: the minimum thickness of the substrate and the minimum thickness of the steel sheet tested with specific screw type.

h max – maximum thickness of the fixed elements. Is the sum of: the thickness of the substrate, the thickness of the steel sheet and the thickness of components located between the substrate and steel sheet or the thickness of the air gap.

TECHNICAL SPECIFICATIONS:

Fastener designation	Steel sheet thickness ¹⁾ , [mm]	Characteristic shear load*, [kN]								
		Steel substrate thickness ¹⁾ , [mm]								
		0,50	0,55	0,60	0,63	0,70	0,75	0,80	0,88	1,00
ESDS-0-P 4,8	0,50	1,28	1,28	1,28	1,28	1,28	1,28	1,28	1,28	1,28
	0,55	1,28	1,28	1,28	1,28	1,28	1,28	1,28	1,28	1,28
	0,60	1,28	1,28	1,28	1,28	1,28	1,28	1,28	1,28	1,28
	0,63	1,28	1,28	1,28	1,47	1,47	1,47	1,47	1,47	1,47
	0,70	1,28	1,28	1,28	1,47	1,47	1,47	1,47	1,47	1,47
	0,75	1,28	1,28	1,28	1,47	1,47	2,41	2,41	2,41	2,41
	0,80	1,28	1,28	1,28	1,47	1,47	2,41	2,41	2,41	2,41
	0,88	1,28	1,28	1,28	1,47	1,47	2,41	2,41	2,41	2,41
1,00	1,28	1,28	1,28	1,47	1,47	2,41	2,41	2,41	2,58	

Fastener designation	Steel sheet thickness ¹⁾ , [mm]	Characteristic tension load*, [kN]								
		Steel substrate thickness ¹⁾ , [mm]								
		0,50	0,55	0,60	0,63	0,70	0,75	0,80	0,88	1,00
ESDS-0-P 4,8	0,50	0,61	0,61	0,61	0,61	0,61	0,61	0,61	0,61	0,61
	0,55	0,61	0,61	0,61	0,61	0,61	0,61	0,61	0,61	0,61
	0,60	0,61	0,61	0,61	0,61	0,61	0,61	0,61	0,61	0,61
	0,63	0,66	0,66	0,66	0,80	0,80	0,80	0,80	0,80	0,80
	0,70	0,66	0,66	0,66	0,80	0,80	0,80	0,80	0,80	0,80
	0,75	0,66	0,66	0,66	0,94	0,94	0,96	0,96	0,96	0,96
	0,80	0,66	0,66	0,66	0,94	0,94	0,96	0,96	0,96	0,96
	0,88	0,66	0,66	0,66	0,94	0,94	0,96	0,96	0,96	0,96
	1,00	0,66	0,66	0,66	0,94	0,94	0,96	0,96	0,96	0,97


¹⁾ Steel grade S280GD, S320GD or S350GD according to EN 10346

* In order to determine the design resistance characteristic value should be divided by a safety factor of 1.33

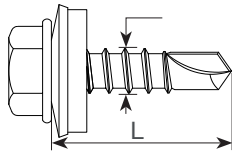
Metal members self-drilling screws

ESDS-3-B-S14

Self-drilling bi-metal screw **for fixing steel sheets to the steel substrate**



Product key	DxL	h min	h max	Max. drilling capacity	Head size	Washer diameter	Single box	Outer carton
	mm	mm	mm	mm	mm	mm	pcs.	pcs.
ESDS-3-B-S14-48025	4,8 x 25	0,50 + 1,00	3	3	8	14	250	3000



When screws are going to be used in corrosivity category C4, always contact Eurofast for proper usage confirmation.

MATERIALS:

- Screws are made of stainless steel. Drilling point made of alloy steel
- Washer is made of stainless steel with vulcanized EPDM layer
- Screw heads and washers may be coated with lacquer coating

INSTALLATION:

- Maximum drilling capacity in steel **up to 3 mm**
- For installation, use screwdrivers with a maximum speed of 1200 rpm with regulated torque

CERTIFICATES:

- ETA-16/0739

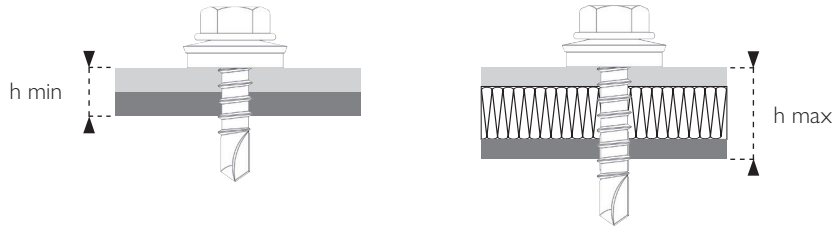


DRILLING CAPACITY 3 MM

CORROSIVITY CATEGORY

C4

MAXIMUM AND MINIMUM THICKNESS OF FIXED ELEMENTS:



h min – minimum thickness of the fixed elements. Is the sum of: the minimum thickness of the substrate and the minimum thickness of the steel sheet tested with specific screw type.

h max – maximum thickness of the fixed elements. Is the sum of: the thickness of the substrate, the thickness of the steel sheet and the thickness of components located between the substrate and steel sheet or the thickness of the air gap.

TECHNICAL SPECIFICATIONS:

Fastener designation	Steel sheet thickness ²⁾ , [mm]	Characteristic shear load*, [kN]			
		Steel substrate thickness ¹⁾ , [mm]			
		1,00	1,25	1,50	2,00
ESDS-3-B-S14 4,8	0,50	1,20	1,20	1,20	1,20
	0,55	1,20	1,20	1,20	1,20
	0,60	1,20	1,20	1,20	1,20
	0,63	1,57	1,57	1,57	1,57
	0,70	1,57	1,57	1,57	1,57
	0,75	2,31	2,31	2,31	2,31
	0,80	2,31	2,31	2,31	2,31
	0,88	2,31	2,31	2,31	2,31
	1,00	2,75	2,75	2,75	2,75
	1,13	2,75	2,75	2,75	-
	1,15	2,75	2,75	2,75	-
	1,25	2,75	2,75	2,75	-
	1,50	2,75	2,75	2,75	-
1,75	2,75	2,75	-	-	
2,00	2,75	-	-	-	

Fastener designation	Steel sheet thickness ²⁾ , [mm]	Characteristic tension load*, [kN]			
		Steel substrate thickness ¹⁾ , [mm]			
		1,00	1,25	1,50	2,00
ESDS-3-B-S14 4,8	0,50	0,96	0,96	1,82	2,62
	0,55	0,96	0,96	1,80	2,62
	0,60	0,96	0,96	1,80	2,62
	0,63	0,96	0,96	1,80	2,76
	0,70	0,96	0,96	1,80	2,76
	0,75	0,96	0,96	1,80	2,76
	0,80	0,96	0,96	1,80	2,76
	0,88	0,96	0,96	1,80	2,76
	1,00	0,96	0,96	1,80	2,76
	1,13	0,96	0,96	1,80	-
	1,15	0,96	0,96	1,80	-
	1,25	0,96	0,96	1,80	-
	1,50	0,96	0,96	1,80	-
1,75	0,96	0,96	-	-	
2,00	0,96	-	-	-	

¹⁾ Steel grade S280GD, S320GD or S350GD according to EN 10346


²⁾ Steel grade S280GD, S320GD or S350GD according to EN 10346

* In order to determine the design resistance characteristic value should be divided by a safety factor of 1.33

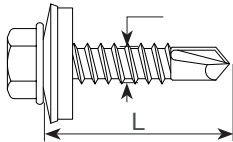
Metal members self-drilling screws

ESDS-3-B-S16

Self-drilling bi-metal screw **for fixing steel sheets to the steel substrate**



Product key	DxL	h min	h max	Max. drilling capacity	Head size	Washer diameter	Single box	Outer carton
	mm	mm	mm	mm	mm	mm	pcs.	pcs.
ESDS-3-B-S16-55025	5,5 x 25	0,50 + 1,00	3	3	8	16	250	3000



When screws are going to be used in corrosivity category C4, always contact Eurofast for proper usage confirmation.

MATERIALS:

- Screws are made of stainless steel. Drilling point made of alloy steel
- Washer is made of stainless steel with vulcanized EPDM layer
- Screw heads and washers may be coated with lacquer coating

INSTALLATION:

- Maximum drilling capacity in steel **up to 3 mm**
- For installation, use screwdrivers with a maximum speed of 1200 rpm with regulated torque

CERTIFICATES:

- ETA-16/0739

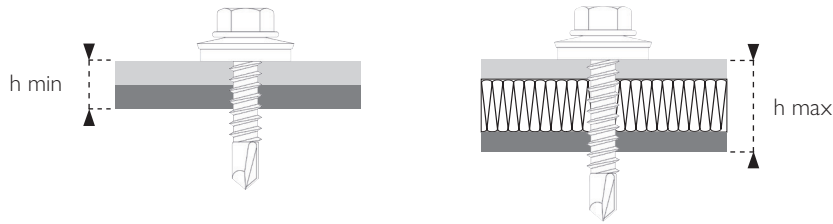


DRILLING CAPACITY 3 MM

CORROSIVITY CATEGORY

C4

MAXIMUM AND MINIMUM THICKNESS OF FIXED ELEMENTS:



h min – minimum thickness of the fixed elements. Is the sum of: the minimum thickness of the substrate and the minimum thickness of the steel sheet tested with specific screw type.

h max – maximum thickness of the fixed elements. Is the sum of: the thickness of the substrate, the thickness of the steel sheet and the thickness of components located between the substrate and steel sheet or the thickness of the air gap.

TECHNICAL SPECIFICATIONS:

Fastener designation	Steel sheet thickness ²⁾ , [mm]	Characteristic shear load*, [kN]			
		Steel substrate thickness ¹⁾ , [mm]			
		1,00	1,25	1,50	2,00
ESDS-3-B-S16 5,5	0,50	1,49	1,49	1,49	1,49
	0,55	1,49	1,49	1,49	1,49
	0,60	1,49	1,49	1,49	1,49
	0,63	1,84	1,84	1,84	1,84
	0,70	1,84	1,84	1,84	1,84
	0,75	2,42	2,42	2,42	2,42
	0,80	2,42	2,42	2,42	2,42
	0,88	2,42	2,42	2,42	2,42
	1,00	2,82	2,82	2,82	2,82
	1,13	2,82	2,82	2,82	-
	1,15	2,82	2,82	2,82	-
	1,25	2,82	2,82	2,82	-
	1,50	2,82	2,82	2,82	-
1,75	2,82	2,82	-	-	
2,00	2,82	-	-	-	

Fastener designation	Steel sheet thickness ²⁾ , [mm]	Characteristic tension load*, [kN]			
		Steel substrate thickness ¹⁾ , [mm]			
		1,00	1,25	1,50	2,00
ESDS-3-B-S16 5,5	0,50	0,99	0,99	1,82	2,77
	0,55	0,99	0,99	1,82	2,77
	0,60	0,99	0,99	1,82	2,77
	0,63	0,99	0,99	1,82	2,77
	0,70	0,99	0,99	1,82	2,77
	0,75	0,99	0,99	1,82	2,77
	0,80	0,99	0,99	1,82	2,77
	0,88	0,99	0,99	1,82	2,77
	1,00	0,99	0,99	1,82	2,77
	1,13	0,99	0,99	1,82	-
	1,15	0,99	0,99	1,82	-
	1,25	0,99	0,99	1,82	-
	1,50	0,99	0,99	1,82	-
1,75	0,99	0,99	-	-	
2,00	0,99	-	-	-	

¹⁾ Steel grade S280GD, S320GD or S350GD according to EN 10346

²⁾ Steel grade S280GD, S320GD or S350GD according to EN 10346

* In order to determine the design resistance characteristic value should be divided by a safety factor of 1.33

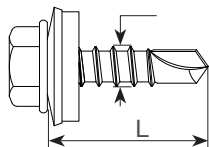
Metal members self-drilling screws

ESDS-3-P-A14

Self-drilling screw **for fixing steel sheets to the steel substrate**



Product key	DxL	h min	h max	Max. drilling capacity	Head size	Washer diameter	Single box	Outer carton
	mm	mm	mm	mm	mm	mm	pcs.	pcs.
ESDS-3-P-A14-48016	4,8 x 16	0,50 + 1,00	2	3	8	14	250	3000
ESDS-3-P-A14-48019	4,8 x 19	0,50 + 1,00	5	3	8	14	250	3000
ESDS-3-P-A14-48022	4,8 x 22	0,50 + 1,00	8	3	8	14	250	3000
ESDS-3-P-A14-48025	4,8 x 25	0,50 + 1,00	11	3	8	14	250	3000
ESDS-3-P-A14-48032	4,8 x 32	0,50 + 1,00	18	3	8	14	250	3000
ESDS-3-P-A14-48035	4,8 x 35	0,50 + 1,00	21	3	8	14	250	3000
ESDS-3-P-A14-48050	4,8 x 50	0,50 + 1,00	36	3	8	14	250	3000



MATERIALS:

- Screws are made of low carbon steel surface-hardened and coated with a PREMIUM type coating of 500 hours resistance in salt spray test
- Washer is made of aluminium with vulcanized EPDM layer
- Screw heads and washers may be coated with lacquer coating

INSTALLATION:

- Maximum drilling capacity in steel **up to 3 mm**
- For installation, use screwdrivers with a maximum speed of 1800 rpm with regulated torque

CERTIFICATES:

- ETA-16/0739

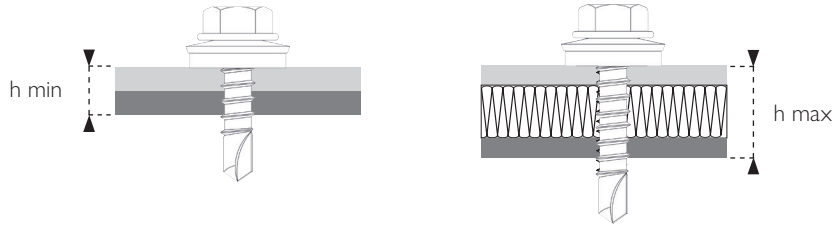


DRILLING CAPACITY 3 MM

CORROSIVITY CATEGORY

C3

MAXIMUM AND MINIMUM THICKNESS OF FIXED ELEMENTS:



h min – minimum thickness of the fixed elements. Is the sum of: the minimum thickness of the substrate and the minimum thickness of the steel sheet tested with specific screw type.

h max – maximum thickness of the fixed elements. Is the sum of: the thickness of the substrate, the thickness of the steel sheet and the thickness of components located between the substrate and steel sheet or the thickness of the air gap.

TECHNICAL SPECIFICATIONS:

Fastener designation	Steel sheet thickness ²⁾ , [mm]	Characteristic shear load*, [kN]			
		Steel substrate thickness ¹⁾ , [mm]			
		1,00	1,25	1,50	2,00
ESDS-3-P-A14 4,8	0,50	1,17	1,17	1,17	1,17
	0,55	1,17	1,17	1,17	1,17
	0,60	1,17	1,17	1,17	1,17
	0,63	1,44	1,44	1,44	1,44
	0,70	1,44	1,44	1,44	1,44
	0,75	2,27	2,27	2,27	2,27
	0,80	2,27	2,27	2,27	2,27
	0,88	2,27	2,27	2,27	2,27
	1,00	2,64	2,64	2,64	2,64
	1,13	2,64	2,64	2,64	-
	1,15	2,64	2,64	2,64	-
	1,25	2,64	2,64	2,64	-
	1,50	2,64	2,64	2,64	-
1,75	2,64	2,64	-	-	
2,00	2,64	-	-	-	

Fastener designation	Steel sheet thickness ²⁾ , [mm]	Characteristic tension load*, [kN]			
		Steel substrate thickness ¹⁾ , [mm]			
		1,00	1,25	1,50	2,00
ESDS-3-P-A14 4,8	0,50	1,16	1,16	2,03	2,54
	0,55	1,16	1,16	2,03	2,54
	0,60	1,16	1,16	2,03	2,54
	0,63	1,16	1,16	2,03	3,10
	0,70	1,16	1,16	2,03	3,10
	0,75	1,16	1,16	2,03	3,10
	0,80	1,16	1,16	2,03	3,10
	0,88	1,16	1,16	2,03	3,10
	1,00	1,16	1,16	2,03	3,10
	1,13	1,16	1,16	2,03	-
	1,15	1,16	1,16	2,03	-
	1,25	1,16	1,16	2,03	-
	1,50	1,16	1,16	2,03	-
1,75	1,16	1,16	-	-	
2,00	1,16	-	-	-	

¹⁾ Steel grade S280GD, S320GD or S350GD according to EN 10346


²⁾ Steel grade S280GD, S320GD or S350GD according to EN 10346

* In order to determine the design resistance characteristic value should be divided by a safety factor of 1.33

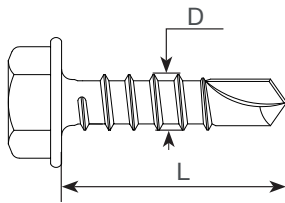
Metal members self-drilling screws

ESDS-3-P

Self-drilling screw **for fixing steel sheets to the steel substrate**



Product key	DxL	h min	h max	Max. drilling capacity	Head size	Washer diameter	Single box	Outer carton
	mm	mm	mm	mm	mm	mm	pcs.	pcs.
ESDS-3-P-48019	4,8 x 19	0,50 + 1,00	8	3	8	-	500	6000
ESDS-3-P-48025	4,8 x 25	0,50 + 1,00	14	3	8	-	500	6000



MATERIALS:

- Screws are made of low carbon steel surface-hardened and coated with a PREMIUM type coating of 500 hours resistance in salt spray test
- Screw heads may be coated with lacquer coating

INSTALLATION:

- Maximum drilling capacity in steel **up to 3 mm**
- For installation, use screwdrivers with a maximum speed of 1800 rpm with regulated torque

CERTIFICATES:

- ETA-16/0739

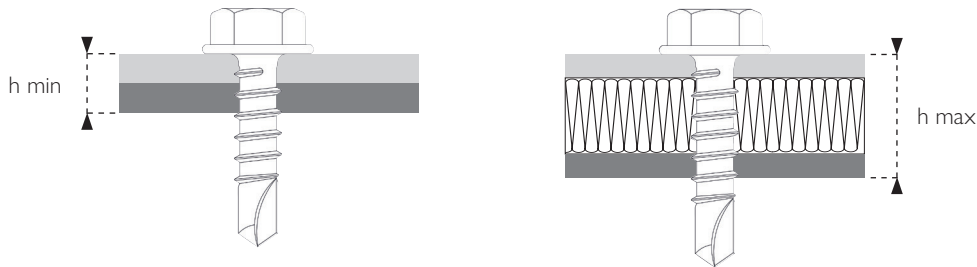


DRILLING CAPACITY 3 MM

CORROSIVITY CATEGORY

C3

MAXIMUM AND MINIMUM THICKNESS OF FIXED ELEMENTS:



h min – minimum thickness of the fixed elements. Is the sum of: the minimum thickness of the substrate and the minimum thickness of the steel sheet tested with specific screw type.

h max – maximum thickness of the fixed elements. Is the sum of: the thickness of the substrate, the thickness of the steel sheet and the thickness of components located between the substrate and steel sheet or the thickness of the air gap.

TECHNICAL SPECIFICATIONS:

Fastener designation	Steel sheet thickness ¹⁾ , [mm]	Characteristic shear load*, [kN]			
		Steel substrate thickness ¹⁾ , [mm]			
		1,00	1,25	1,50	2,00
ESDS-3-P 4,8	0,50	1,17	1,17	1,17	1,17
	0,55	1,17	1,17	1,17	1,17
	0,60	1,17	1,17	1,17	1,17
	0,63	1,44	1,44	1,44	1,44
	0,70	1,44	1,44	1,44	1,44
	0,75	2,27	2,27	2,27	2,27
	0,80	2,27	2,27	2,27	2,27
	0,88	2,27	2,27	2,27	2,27
	1,00	2,64	2,64	2,64	2,64
	1,13	2,64	2,64	2,64	-
	1,15	2,64	2,64	2,64	-
	1,25	2,64	2,64	2,64	-
	1,50	2,64	2,64	2,64	-
	1,75	2,64	2,64	-	-
2,00	2,64	-	-	-	

Fastener designation	Steel sheet thickness ¹⁾ , [mm]	Characteristic tension load*, [kN]			
		Steel substrate thickness ¹⁾ , [mm]			
		1,00	1,25	1,50	2,00
ESDS-3-P 4,8	0,50	0,61	0,61	0,61	0,61
	0,55	0,61	0,61	0,61	0,61
	0,60	0,61	0,61	0,61	0,61
	0,63	0,80	0,80	0,80	0,80
	0,70	0,80	0,80	0,80	0,80
	0,75	0,96	0,96	0,96	0,96
	0,80	0,96	0,96	0,96	0,96
	0,88	0,96	0,96	0,96	0,96
	1,00	0,97	0,97	0,97	0,97
	1,13	0,97	0,97	0,97	-
	1,15	0,97	0,97	0,97	-
	1,25	0,97	0,97	0,97	-
	1,50	0,97	0,97	0,97	-
	1,75	0,97	0,97	-	-
2,00	0,97	-	-	-	

¹⁾ Steel grade S280GD, S320GD or S350GD according to EN 10346

* In order to determine the design resistance characteristic value should be divided by a safety factor of 1.33

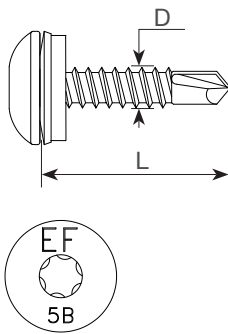
Metal member self-drilling screws

ESDS-PH-5-B-S12 (ESDS-PH-5-B-S11)

Self-drilling bi-metal screw **for fixing steel sheets to the steel substrate**



Product key	DxL	h min	h max	Max. drilling capacity	Head size	Washer diameter	Single box	Outer carton
	mm	mm	mm	mm	mm	mm	pcs.	pcs.
ESDS-PH-5-B-S12-55025	5,5 x 25	0,50 + 1,50	3	5	12/T25	12	250	3000
ESDS-PH-5-B-S11-55025	5,5 x 25	0,50 + 1,50	3	5	12/T25	11	250	3000



MATERIALS:

- Screws are made of stainless steel. Drilling point is made of alloy steel
- Washer is made of stainless steel with vulcanized EPDM layer
- Screw heads and washers may be coated with lacquer coating

INSTALLATION:

- Maximum drilling capacity in steel **up to 5 mm**
- For installation, use screwdrivers with a maximum speed of 1200 rpm with regulated torque

CERTIFICATES:

- ETA-16/0739

When screws are going to be used in corrosivity category C4, always contact Eurofast for proper usage confirmation.

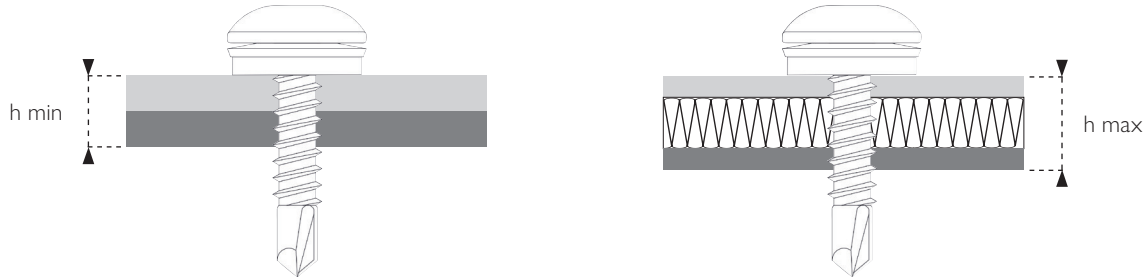


DRILLING CAPACITY 5 MM

CORROSIVITY CATEGORY

C4

MAXIMUM AND MINIMUM THICKNESS OF FIXED ELEMENTS:



h min – minimum thickness of the fixed elements. Is the sum of: the minimum thickness of the substrate and the minimum thickness of the steel sheet tested with specific screw type.

h max – maximum thickness of the fixed elements. Is the sum of: the thickness of the substrate, the thickness of the steel sheet and the thickness of components located between the substrate and steel sheet or the thickness of the air gap.

TECHNICAL SPECIFICATIONS:

Fastener designation	Steel sheet thickness ¹⁾ , [mm]	Characteristic shear load*, [kN]			
		Steel substrate thickness ¹⁾ , [mm]			
		1,50	2,00	3,00	4,00
ESDS-PH-5-B-S12 (ESDS-PH-5-B-S11) 5,5	0,50	1,49	1,49	1,49	1,49
	0,55	1,49	1,49	1,49	1,49
	0,60	1,49	1,49	1,49	1,49
	0,63	1,84	1,84	1,84	1,84
	0,70	1,84	1,84	1,84	1,84
	0,75	2,42	2,42	2,42	2,42
	0,80	2,42	2,42	2,42	2,42
	0,88	2,42	2,42	2,42	2,42
	1,00	2,82	2,82	2,82	2,82
	1,13	2,82	2,82	2,82	-
	1,15	2,82	2,82	2,82	-
	1,25	2,82	2,82	2,82	-
	1,50	2,82	2,82	2,82	-
	1,75	2,82	2,82	2,82	-
2,00	2,82	2,82	2,82	-	

Fastener designation	Steel sheet thickness ¹⁾ , [mm]	Characteristic tension load*, [kN]			
		Steel substrate thickness ¹⁾ , [mm]			
		1,50	2,00	3,00	4,00
ESDS-PH-5-B-S12 (ESDS-PH-5-B-S11) 5,5	0,50	0,97	0,97	0,97	0,97
	0,55	0,97	0,97	0,97	0,97
	0,60	0,97	0,97	0,97	0,97
	0,63	1,17	1,17	1,17	1,17
	0,70	1,17	1,17	1,17	1,17
	0,75	1,35	1,35	1,35	1,35
	0,80	1,35	1,35	1,35	1,35
	0,88	1,35	1,35	1,35	1,35
	1,00	1,43	1,43	1,43	1,43
	1,13	1,43	1,43	1,43	-
	1,15	1,43	1,43	1,43	-
	1,25	1,43	1,43	1,43	-
	1,50	1,43	1,43	1,43	-
	1,75	1,43	1,43	1,43	-
2,00	1,43	1,43	1,43	-	


¹⁾ Steel grade S280GD, S320GD or S350GD according to EN 10346 for steel thickness < 3 mm or S235JR according to EN 10025-1 for steel thickness ≥ 3 mm

* In order to determine the design resistance characteristic value should be divided by a safety factor of 1.33

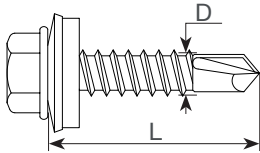
Metal member self-drilling screws

ESDS-5-B-S14

Self-drilling bi-metal screw **for fixing steel sheets to the steel substrate**



Product key	DxL	h min	h max	Max. drilling capacity	Head size	Washer diameter	Single box	Outer carton
	mm	mm	mm	mm	mm	mm	pcs.	pcs.
ESDS-5-B-S14-55025	5,5 x 25	0,50 + 1,50	3	5	8	14	250	3000



MATERIALS:

- Screws are made of stainless steel. Drilling point is made of alloy steel
- Washer is made of stainless steel with vulcanized EPDM layer
- Screw heads and washers may be coated with lacquer coating

INSTALLATION:

- Maximum drilling capacity in steel **up to 5 mm**
- For installation, use screwdrivers with a maximum speed of 1200 rpm with regulated torque

CERTIFICATES:

- ETA-16/0739

When screws are going to be used in corrosivity category C4, always contact Eurofast for proper usage confirmation.

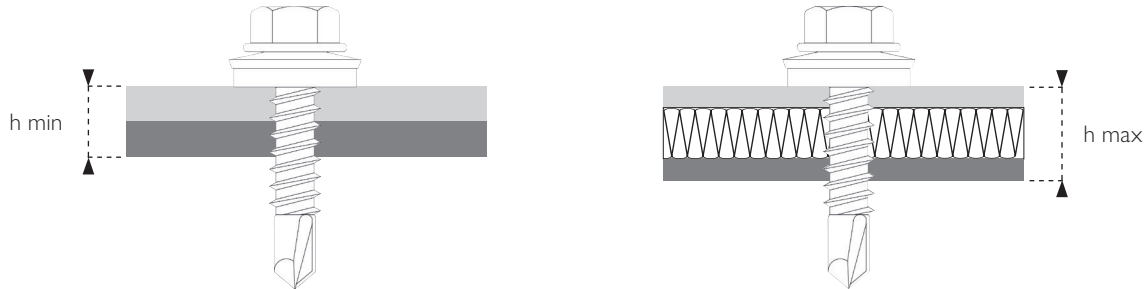


DRILLING CAPACITY 5 MM

CORROSIVITY CATEGORY

C4

MAXIMUM AND MINIMUM THICKNESS OF FIXED ELEMENTS:



h min – minimum thickness of the fixed elements. Is the sum of: the minimum thickness of the substrate and the minimum thickness of the steel sheet tested with specific screw type.

h max – maximum thickness of the fixed elements. Is the sum of: the thickness of the substrate, the thickness of the steel sheet and the thickness of components located between the substrate and steel sheet or the thickness of the air gap.

TECHNICAL SPECIFICATIONS:

Fastener designation	Steel sheet thickness ¹⁾ , [mm]	Characteristic shear load*, [kN]			
		Steel substrate thickness ¹⁾ , [mm]			
		1,50	2,00	3,00	4,00
ESDS-5-B-S14 5,5	0,50	1,49	1,49	1,49	1,49
	0,55	1,49	1,49	1,49	1,49
	0,60	1,49	1,49	1,49	1,49
	0,63	1,84	1,84	1,84	1,84
	0,70	1,84	1,84	1,84	1,84
	0,75	2,42	2,42	2,42	2,42
	0,80	2,42	2,42	2,42	2,42
	0,88	2,42	2,42	2,42	2,42
	1,00	2,82	2,82	2,82	2,82
	1,13	2,82	2,82	2,82	-
	1,15	2,82	2,82	2,82	-
	1,25	2,82	2,82	2,82	-
	1,50	2,82	2,82	2,82	-
1,75	2,82	2,82	2,82	-	
2,00	2,82	2,82	2,82	-	

Fastener designation	Steel sheet thickness ¹⁾ , [mm]	Characteristic tension load*, [kN]			
		Steel substrate thickness ¹⁾ , [mm]			
		1,50	2,00	3,00	4,00
ESDS-5-B-S14 5,5	0,50	1,52	2,41	2,62	2,62
	0,55	1,52	2,41	2,62	2,62
	0,60	1,52	2,41	2,62	2,62
	0,63	1,52	2,41	3,45	3,45
	0,70	1,52	2,41	3,45	3,45
	0,75	1,52	2,41	3,45	3,45
	0,80	1,52	2,41	3,45	3,45
	0,88	1,52	2,41	3,45	3,45
	1,00	1,52	2,41	3,45	3,45
	1,13	1,52	2,41	3,45	-
	1,15	1,52	2,41	3,45	-
	1,25	1,52	2,41	3,45	-
	1,50	1,52	2,41	3,45	-
1,75	1,52	2,41	3,45	-	
2,00	1,52	2,41	3,45	-	

¹⁾ Steel grade S280GD, S320GD or S350GD according to EN 10346 for steel thickness < 3 mm or S235JR according to EN 10025-1 for steel thickness ≥ 3 mm

* In order to determine the design resistance characteristic value should be divided by a safety factor of 1.33

Metal members self-drilling screws

ESDS-5-P-A14

Self-drilling screw **for fixing steel sheets to the steel substrate**



Product key	DxL	h min	h max	Max. drilling capacity	Head size	Washer diameter	Single box	Outer carton
	mm	mm	mm	mm	mm	mm	pcs.	pcs.
ESDS-5-P-A14-55019	5,5 x 19	0,50 + 1,50	3	5	8	14	250	3000
ESDS-5-P-A14-55025	5,5 x 25	0,50 + 1,50	9	5	8	14	250	3000
ESDS-5-P-A14-55032	5,5 x 32	0,50 + 1,50	16	5	8	14	250	3000
ESDS-5-P-A14-55038	5,5 x 38	0,50 + 1,50	22	5	8	14	250	3000
ESDS-5-P-A14-55050	5,5 x 50	0,50 + 1,50	34	5	8	14	100	1200
ESDS-5-P-A14-55060	5,5 x 60	0,50 + 1,50	44	5	8	14	100	1200
ESDS-5-P-A14-55070	5,5 x 70	0,50 + 1,50	54	5	8	14	100	1200

MATERIALS:

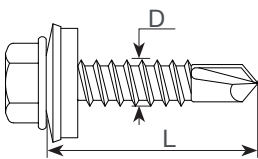
- Screws are made of low carbon steel surface-hardened and coated with a PREMIUM type coating of 500 hours resistance in salt spray test
- Washer is made of aluminium with vulcanized EPDM layer
- Screw heads and washers may be coated with lacquer coating

INSTALLATION:

- Maximum drilling capacity in steel **up to 5 mm**
- For installation, use screwdrivers with a maximum speed of 1800 rpm with regulated torque

CERTIFICATES:

- ETA-16/0739

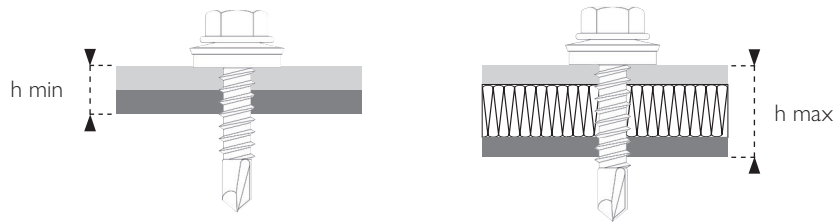


DRILLING CAPACITY 5 MM

CORROSIVITY CATEGORY

C3

MAXIMUM AND MINIMUM THICKNESS OF FIXED ELEMENTS:



h min – minimum thickness of the fixed elements. Is the sum of: the minimum thickness of the substrate and the minimum thickness of the steel sheet tested with specific screw type.

h max – maximum thickness of the fixed elements. Is the sum of: the thickness of the substrate, the thickness of the steel sheet and the thickness of components located between the substrate and steel sheet or the thickness of the air gap.

TECHNICAL SPECIFICATIONS:

Fastener designation	Steel sheet thickness ²⁾ , [mm]	Characteristic shear load*, [kN]			
		Steel substrate thickness ¹⁾ , [mm]			
		1,50	2,00	3,00	4,00
ESDS-5-P-A14 5,5	0,50	1,53	1,53	1,53	1,53
	0,55	1,53	1,53	1,53	1,53
	0,60	1,53	1,53	1,53	1,53
	0,63	1,84	1,84	1,84	1,84
	0,70	1,84	1,84	1,84	1,84
	0,75	2,34	2,34	2,34	2,34
	0,80	2,34	2,34	2,34	2,34
	0,88	2,34	2,34	2,34	2,34
	1,00	2,38	2,38	2,38	2,38
	1,13	2,38	2,38	2,38	-
	1,15	2,38	2,38	2,38	-
	1,25	2,87	2,87	2,87	-
	1,50	2,87	2,87	2,87	-
1,75	2,87	2,87	2,87	-	
2,00	2,87	2,87	2,87	-	

Fastener designation	Steel sheet thickness ²⁾ , [mm]	Characteristic tension load*, [kN]			
		Steel substrate thickness ¹⁾ , [mm]			
		1,50	2,00	3,00	4,00
ESDS-5-P-A14 5,5	0,50	1,90	2,43	2,54	2,54
	0,55	1,90	2,43	2,54	2,54
	0,60	1,90	2,43	2,54	2,54
	0,63	1,90	2,43	3,41	3,41
	0,70	1,90	2,43	3,41	3,41
	0,75	1,90	2,43	4,10	4,10
	0,80	1,90	2,43	4,10	4,10
	0,88	1,90	2,43	4,10	4,10
	1,00	1,90	2,43	4,10	4,10
	1,13	1,90	2,43	4,10	-
	1,15	1,90	2,43	4,10	-
	1,25	1,90	2,43	4,10	-
	1,50	1,90	2,43	4,10	-
1,75	1,90	2,43	4,10	-	
2,00	1,90	2,43	4,10	-	

¹⁾ Steel grade S280GD, S320GD or S350GD according to EN 10346 for steel thickness < 3 mm or S235JR according to EN 10025-1 for steel thickness ≥ 3 mm

²⁾ Steel grade S280GD, S320GD or S350GD according to EN 10346

* In order to determine the design resistance characteristic value should be divided by a safety factor of 1.33

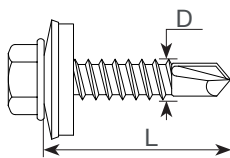
Metal members self-drilling screws

ESDS-5-P-A16

Self-drilling screw **for fixing steel sheets to the steel substrate**



Product key	DxL	h min	h max	Max. drilling capacity	Head size	Washer diameter	Single box	Outer carton
	mm	mm	mm	mm	mm	mm	pcs.	pcs.
ESDS-5-P-A16-55019	5,5 x 19	0,50 + 1,50	3	5	8	16	250	3000
ESDS-5-P-A16-55025	5,5 x 25	0,50 + 1,50	9	5	8	16	250	3000
ESDS-5-P-A16-55032	5,5 x 32	0,50 + 1,50	16	5	8	16	250	3000
ESDS-5-P-A16-55038	5,5 x 38	0,50 + 1,50	22	5	8	16	250	3000
ESDS-5-P-A16-55050	5,5 x 50	0,50 + 1,50	34	5	8	16	100	1200
ESDS-5-P-A16-55060	5,5 x 60	0,50 + 1,50	44	5	8	16	100	1200
ESDS-5-P-A16-55070	5,5 x 70	0,50 + 1,50	54	5	8	16	100	1200



MATERIALS:

- Screws are made of low carbon steel surface-hardened and coated with a PREMIUM type coating of 500 hours resistance in salt spray test
- Washer is made of aluminium with vulcanized EPDM layer
- Screw heads and washers may be coated with lacquer coating

INSTALLATION:

- Maximum drilling capacity in steel **up to 5 mm**
- For installation, use screwdrivers with a maximum speed of 1800 rpm with regulated torque

CERTIFICATES:

- ETA-16/0739

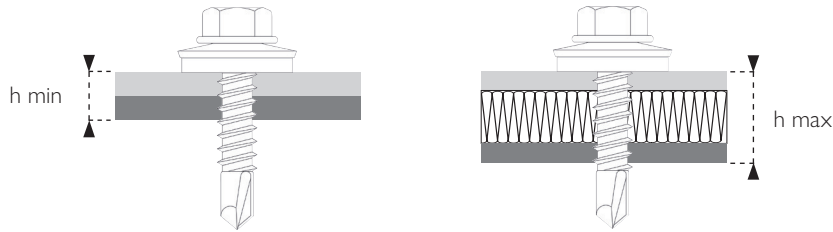


DRILLING CAPACITY 5 MM

CORROSIVITY CATEGORY

C3

MAXIMUM AND MINIMUM THICKNESS OF FIXED ELEMENTS:



h min – minimum thickness of the fixed elements. Is the sum of: the minimum thickness of the substrate and the minimum thickness of the steel sheet tested with specific screw type.

h max – maximum thickness of the fixed elements. Is the sum of: the thickness of the substrate, the thickness of the steel sheet and the thickness of components located between the substrate and steel sheet or the thickness of the air gap.

TECHNICAL SPECIFICATIONS:

Fastener designation	Steel sheet thickness ²⁾ , [mm]	Characteristic shear load*, [kN]			
		Steel substrate thickness ¹⁾ , [mm]			
		1,50	2,00	3,00	4,00
ESDS-5-P-A16 5,5	0,50	1,53	1,53	1,53	1,53
	0,55	1,53	1,53	1,53	1,53
	0,60	1,53	1,53	1,53	1,53
	0,63	1,84	1,84	1,84	1,84
	0,70	1,84	1,84	1,84	1,84
	0,75	2,34	2,34	2,34	2,34
	0,80	2,34	2,34	2,34	2,34
	0,88	2,34	2,34	2,34	2,34
	1,00	2,38	2,38	2,38	2,38
	1,13	2,38	2,38	2,38	-
	1,15	2,38	2,38	2,38	-
	1,25	2,87	2,87	2,87	-
	1,50	2,87	2,87	2,87	-
1,75	2,87	2,87	2,87	-	
2,00	2,87	2,87	2,87	-	

Fastener designation	Steel sheet thickness ²⁾ , [mm]	Characteristic tension load*, [kN]			
		Steel substrate thickness ¹⁾ , [mm]			
		1,50	2,00	3,00	4,00
ESDS-5-P-A16 5,5	0,50	1,90	2,43	2,53	2,53
	0,55	1,90	2,43	2,53	2,53
	0,60	1,90	2,43	2,77	2,77
	0,63	1,90	2,43	2,77	2,77
	0,70	1,90	2,43	2,89	2,89
	0,75	1,90	2,43	2,89	2,89
	0,80	1,90	2,43	2,89	2,89
	0,88	1,90	2,43	2,89	2,89
	1,00	1,90	2,43	4,17	4,17
	1,13	1,90	2,43	4,17	-
	1,15	1,90	2,43	4,17	-
	1,25	1,90	2,43	4,17	-
	1,50	1,90	2,43	4,17	-
1,75	1,90	2,43	4,17	-	
2,00	1,90	2,43	4,17	-	

¹⁾ Steel grade S280GD, S320GD or S350GD according to EN 10346 for steel thickness < 3 mm or S235JR according to EN 10025-1 for steel thickness ≥ 3 mm

²⁾ Steel grade S280GD, S320GD or S350GD according to EN 10346

* In order to determine the design resistance characteristic value should be divided by a safety factor of 1.33

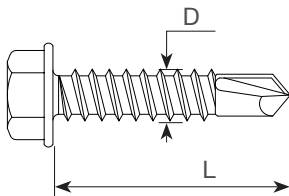
Metal members self-drilling screws

ESDS-5-P

Self-drilling screw **for fixing steel sheets to the steel substrate**



Product key	DxL	h min	h max	Max. drilling capacity	Head size	Washer diameter	Single box	Outer carton
	mm	mm	mm	mm	mm	mm	pcs.	pcs.
ESDS-5-P-55025	5,5 x 25	0,50 + 1,50	12	5	8	-	500	6000



MATERIALS:

- Screws are made of low carbon steel surface-hardened and coated with a PREMIUM type coating of 500 hours resistance in salt spray test
- Screw heads may be coated with lacquer coating

INSTALLATION:

- Maximum drilling capacity in steel **up to 5 mm**
- For installation, use screwdrivers with a maximum speed of 1800 rpm with regulated torque

CERTIFICATES:

- ETA-16/0739

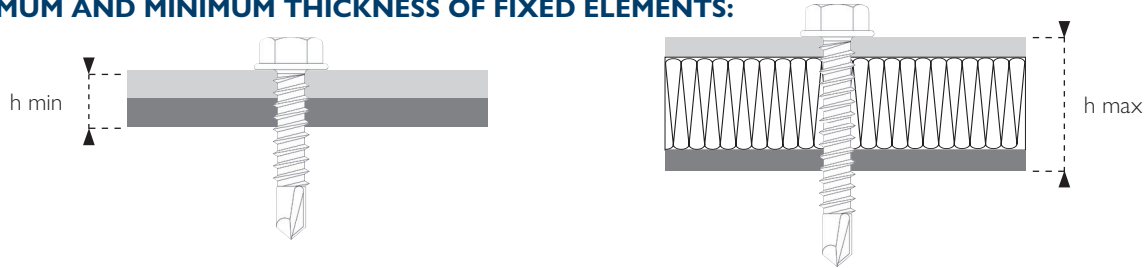


DRILLING CAPACITY 5 MM

CORROSIVITY CATEGORY

C3

MAXIMUM AND MINIMUM THICKNESS OF FIXED ELEMENTS:



h min – minimum thickness of the fixed elements. Is the sum of: the minimum thickness of the substrate and the minimum thickness of the steel sheet tested with specific screw type.

h max – maximum thickness of the fixed elements. Is the sum of: the thickness of the substrate, the thickness of the steel sheet and the thickness of components located between the substrate and steel sheet or the thickness of the air gap.

TECHNICAL SPECIFICATIONS:

Fastener designation	Steel sheet thickness ²⁾ , [mm]	Characteristic shear load*, [kN]			
		Steel substrate thickness ¹⁾ , [mm]			
		1,50	2,00	3,00	4,00
ESDS-5-P 5,5	0,50	1,53	1,53	1,53	1,53
	0,55	1,53	1,53	1,53	1,53
	0,60	1,53	1,53	1,53	1,53
	0,63	1,84	1,84	1,84	1,84
	0,70	1,84	1,84	1,84	1,84
	0,75	2,34	2,34	2,34	2,34
	0,80	2,34	2,34	2,34	2,34
	0,88	2,34	2,34	2,34	2,34
	1,00	2,38	2,38	2,38	2,38
	1,13	2,38	2,38	2,38	-
	1,15	2,38	2,38	2,38	-
	1,25	2,87	2,87	2,87	-
	1,50	2,87	2,87	2,87	-
	1,75	2,87	2,87	2,87	-
2,00	2,87	2,87	2,87	-	

Fastener designation	Steel sheet thickness ²⁾ , [mm]	Characteristic tension load*, [kN]			
		Steel substrate thickness ¹⁾ , [mm]			
		1,50	2,00	3,00	4,00
ESDS-5-P 5,5	0,50	0,80	0,80	0,80	0,80
	0,55	0,80	0,80	0,80	0,80
	0,60	0,80	0,80	0,80	0,80
	0,63	1,00	1,00	1,00	1,00
	0,70	1,00	1,00	1,00	1,00
	0,75	1,31	1,31	1,31	1,31
	0,80	1,31	1,31	1,31	1,31
	0,88	1,31	1,31	1,31	1,31
	1,00	1,31	1,31	1,31	1,31
	1,13	1,31	1,31	1,31	-
	1,15	1,31	1,31	1,31	-
	1,25	1,31	1,31	1,31	-
	1,50	1,31	1,31	1,31	-
	1,75	1,31	1,31	1,31	-
2,00	1,31	1,31	1,31	-	

¹⁾ Steel grade S280GD, S320GD or S350GD according to EN 10346 for steel thickness < 3 mm or S235JR according to EN 10025-1 for steel thickness ≥ 3 mm

²⁾ Steel grade S280GD, S320GD or S350GD according to EN 10346

* In order to determine the design resistance characteristic value should be divided by a safety factor of 1.33

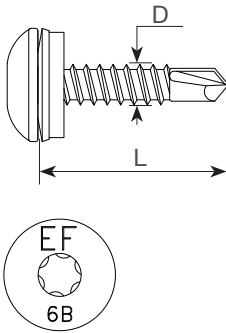
Metal member self-drilling screws

ESDS-PH-6-B-S12 (ESDS-PH-6-B-S11)

Self-drilling bi-metal screw **for connecting steel sheets**



Product key	DxL	h min	h max	Max. drilling capacity	Head size	Washer diameter	Single box	Outer carton
	mm	mm	mm	mm	mm	mm	pcs.	pcs.
ESDS-PH-6-B-S12-63025	6,3 x 25	0,50 + 2,50	8	6	12/T25	12	250	3000
ESDS-PH-6-B-S11-63025	6,3 x 25	0,50 + 2,50	8	6	12/T25	11	250	3000



MATERIALS:

- Screws are made of stainless steel. Drilling point is made of alloy steel
- Washer is made of stainless steel with vulcanized EPDM layer
- Screw heads and washers may be coated with lacquer coating

INSTALLATION:

- Maximum drilling capacity in steel **up to 6 mm**
- For installation, use screwdrivers with a maximum speed of 1200 rpm with regulated torque

CERTIFICATES:

- ETA-16/0739

When screws are going to be used in corrosivity category C4, always contact Eurofast for proper usage confirmation.

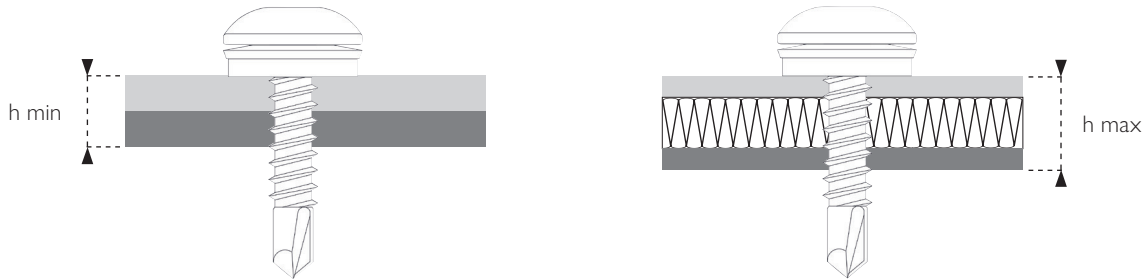


DRILLING CAPACITY 6 MM

CORROSIVITY CATEGORY

C4

MAXIMUM AND MINIMUM THICKNESS OF FIXED ELEMENTS:



h min – minimum thickness of the fixed elements. Is the sum of: the minimum thickness of the substrate and the minimum thickness of the steel sheet tested with specific screw type.

h max – maximum thickness of the fixed elements. Is the sum of: the thickness of the substrate, the thickness of the steel sheet and the thickness of components located between the substrate and steel sheet or the thickness of the air gap.

TECHNICAL SPECIFICATIONS:

Fastener designation	Steel sheet thickness ¹⁾ , [mm]	Characteristic shear load*, [kN]			
		Steel substrate thickness ¹⁾ , [mm]			
		2,50	3,00	4,00	5,00
ESDS-PH-6-B-S12 (ESDS-PH-6-B-S11) 6,3	0,50	1,72	1,72	1,72	1,72
	0,55	1,72	1,72	1,72	1,72
	0,60	1,72	1,72	1,72	1,72
	0,63	1,90	1,90	1,90	1,90
	0,70	1,90	1,90	1,90	1,90
	0,75	2,69	2,69	2,69	2,69
	0,80	2,69	2,69	2,69	2,69
	0,88	2,69	2,69	2,69	2,69
	1,00	3,10	3,10	3,10	3,10
	1,13	3,10	3,10	3,10	-
	1,15	3,10	3,10	3,10	-
	1,25	3,10	3,10	3,10	-
	1,50	3,10	3,10	3,10	-
1,75	3,10	3,10	3,10	-	
2,00	3,10	3,10	3,10	-	

Fastener designation	Steel sheet thickness ¹⁾ , [mm]	Characteristic tension load*, [kN]			
		Steel substrate thickness ¹⁾ , [mm]			
		2,50	3,00	4,00	5,00
ESDS-PH-6-B-S12 (ESDS-PH-6-B-S11) 6,3	0,50	0,97	0,97	0,97	0,97
	0,55	0,97	0,97	0,97	0,97
	0,60	0,97	0,97	0,97	0,97
	0,63	1,17	1,17	1,17	1,17
	0,70	1,17	1,17	1,17	1,17
	0,75	1,35	1,35	1,35	1,35
	0,80	1,35	1,35	1,35	1,35
	0,88	1,35	1,35	1,35	1,35
	1,00	1,43	1,43	1,43	1,43
	1,13	1,43	1,43	1,43	-
	1,15	1,43	1,43	1,43	-
	1,25	1,43	1,43	1,43	-
	1,50	1,43	1,43	1,43	-
1,75	1,43	1,43	1,43	-	
2,00	1,43	1,43	1,43	-	

¹⁾ Steel grade S280GD, S320GD or S350GD according to EN 10346 for steel thickness < 3 mm or S235JR according to EN 10025-1 for steel thickness ≥ 3 mm

* In order to determine the design resistance characteristic value should be divided by a safety factor of 1.33

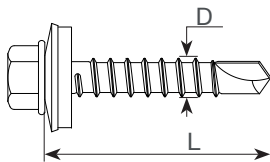
Metal members self-drilling screws

ESDS-6-P-A16

Self-drilling screw **for fixing steel sheets to the steel substrate**



Product key	DxL	h min	h max	Max. drilling capacity	Head size	Washer diameter	Single box	Outer carton
	mm	mm	mm	mm	mm	mm	pcs.	pcs.
ESDS-6-P-A16-63025	6,3 x 25	0,50 + 3,00	8	6	10	16	250	3000



MATERIALS:

- Screws are made of low carbon steel surface-hardened and coated with a PREMIUM type coating of 500 hours resistance in salt spray test
- Washer is made of aluminium with vulcanized EPDM layer
- Screw heads and washers may be coated with lacquer coating

INSTALLATION:

- Maximum drilling capacity in steel **up to 6 mm**
- For installation, use screwdrivers with a maximum speed of 1800 rpm with regulated torque

CERTIFICATES:

- ETA-16/0739

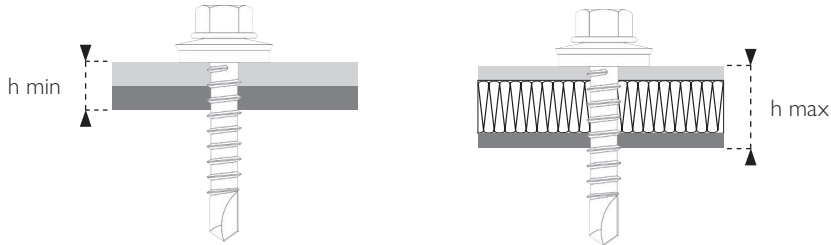


DRILLING CAPACITY 6 MM

CORROSIVITY CATEGORY

C3

MAXIMUM AND MINIMUM THICKNESS OF FIXED ELEMENTS:



h min – minimum thickness of the fixed elements. Is the sum of: the minimum thickness of the substrate and the minimum thickness of the steel sheet tested with specific screw type.

h max – maximum thickness of the fixed elements. Is the sum of: the thickness of the substrate, the thickness of the steel sheet and the thickness of components located between the substrate and steel sheet or the thickness of the air gap.

TECHNICAL SPECIFICATIONS:

Fastener designation	Steel sheet thickness ¹⁾ , [mm]	Characteristic shear load*, [kN]		
		Steel substrate thickness ¹⁾ , [mm]		
		3,00	4,00	5,00
ESDS-6-P-A16 6,3	0,50	1,72	1,72	1,72
	0,55	1,72	1,72	1,72
	0,60	1,72	1,72	1,72
	0,63	1,90	1,90	1,90
	0,70	1,90	1,90	1,90
	0,75	2,69	2,69	2,69
	0,80	2,69	2,69	2,69
	0,88	2,69	2,69	2,69
	1,00	3,10	3,10	3,10
	1,13	3,10	3,10	-
	1,15	3,10	3,10	-
	1,25	3,10	3,10	-
	1,50	3,10	3,10	-
1,75	3,10	3,10	-	
2,00	3,10	3,10	-	

Fastener designation	Steel sheet thickness ¹⁾ , [mm]	Characteristic tension load*, [kN]		
		Steel substrate thickness ¹⁾ , [mm]		
		3,00	4,00	5,00
ESDS-6-P-A16 6,3	0,50	2,65	2,65	2,65
	0,55	2,65	2,65	2,65
	0,60	2,65	2,65	2,65
	0,63	3,63	3,63	3,63
	0,70	3,63	3,63	3,63
	0,75	3,98	3,98	4,27
	0,80	3,98	3,98	4,27
	0,88	3,98	3,98	4,27
	1,00	3,98	3,98	4,75
	1,13	3,98	3,98	-
	1,15	3,98	3,98	-
	1,25	3,98	3,98	-
	1,50	3,98	3,98	-
1,75	3,98	3,98	-	
2,00	3,98	3,98	-	

¹⁾ Steel grade S280GD, S320GD or S350GD according to EN 10346 for steel thickness < 3 mm or S235JR according to EN 10025-1 for steel thickness ≥ 3 mm

* In order to determine the design resistance characteristic value should be divided by a safety factor of 1.33

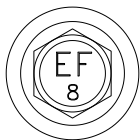
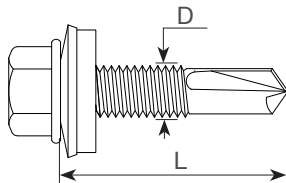
Metal members self-drilling screws

ESDS-8-P-A14

Self-drilling screw **for fixing steel sheets to the steel substrate**



Product key	DxL	h min	h max	Max. drilling capacity	Head size	Washer diameter	Single box	Outer carton
	mm	mm	mm	mm	mm	mm	pcs.	pcs.
ESDS-8-P-A14-55027	5,5 x 27	0,50 + 2,00	10	8	8	14	250	3000



MATERIALS:

- Screws are made of low carbon steel surface-hardened and coated with a PREMIUM type coating of 500 hours resistance in salt spray test
- Washer is made of aluminium with vulcanized EPDM layer
- Screw heads and washers may be coated with lacquer coating

INSTALLATION:

- Maximum drilling capacity in steel **up to 8 mm**
- For installation, use screwdrivers with a maximum speed of 1800 rpm with regulated torque

CERTIFICATES:

- ETA-16/0739



DRILLING CAPACITY 8 MM

CORROSIVITY CATEGORY

C3

MAXIMUM AND MINIMUM THICKNESS OF FIXED ELEMENTS:



h min – minimum thickness of the fixed elements. Is the sum of: the minimum thickness of the substrate and the minimum thickness of the steel sheet tested with specific screw type.

h max – maximum thickness of the fixed elements. Is the sum of: the thickness of the substrate, the thickness of the steel sheet and the thickness of components located between the substrate and steel sheet or the thickness of the air gap.

TECHNICAL SPECIFICATIONS:

Fastener designation	Steel sheet thickness ²⁾ , [mm]	Characteristic shear load*, [kN]				
		Steel substrate thickness ¹⁾ , [mm]				
		2,00	3,00	4,00	5,00	6,00
ESDS-8-P-A14 5,5	0,50	1,41	1,41	1,41	1,41	1,41
	0,55	1,41	1,41	1,41	1,41	1,41
	0,60	1,41	1,41	1,41	1,41	1,41
	0,63	1,77	1,77	1,77	1,77	1,77
	0,70	1,77	1,77	1,77	1,77	1,77
	0,75	2,35	2,35	2,35	2,35	2,35
	0,80	2,35	2,35	2,35	2,35	2,35
	0,88	2,35	2,35	2,35	2,35	2,35
	1,00	2,50	2,50	2,50	2,50	2,50
	1,13	2,50	2,50	2,50	2,50	2,50
	1,15	2,50	2,50	2,50	2,50	2,50
	1,25	2,50	2,50	2,50	2,50	2,50
	1,50	2,50	2,50	2,50	2,50	2,50
	1,75	2,50	2,50	2,50	2,50	2,50
2,00	2,50	2,50	2,50	2,50	2,50	

Fastener designation	Steel sheet thickness ²⁾ , [mm]	Characteristic tension load*, [kN]				
		Steel substrate thickness ¹⁾ , [mm]				
		2,00	3,00	4,00	5,00	6,00
ESDS-8-P-A14 5,5	0,50	1,90	2,54	2,54	2,54	2,54
	0,55	1,90	2,54	2,54	2,54	2,54
	0,60	1,90	2,54	2,54	2,54	2,54
	0,63	1,90	3,41	3,41	3,41	3,41
	0,70	1,90	3,41	3,41	3,41	3,41
	0,75	1,90	3,92	3,92	4,10	4,10
	0,80	1,90	3,92	3,92	4,10	4,10
	0,88	1,90	3,92	3,92	4,10	4,10
	1,00	1,90	3,92	3,92	4,05	4,05
	1,13	1,90	3,92	3,92	4,05	4,05
	1,15	1,90	3,92	3,92	4,05	4,05
	1,25	1,90	3,92	3,92	4,05	4,05
	1,50	1,90	3,92	3,92	4,05	4,05
	1,75	1,90	3,92	3,92	4,05	4,05
2,00	1,90	3,92	3,92	4,05	4,05	

¹⁾ Steel grade S280GD, S320GD or S350GD according to EN 10346 for steel thickness < 3 mm or S235JR according to EN 10025-1 for steel thickness ≥ 3 mm

²⁾ Steel grade S280GD, S320GD or S350GD according to EN 10346

* In order to determine the design resistance characteristic value should be divided by a safety factor of 1.33

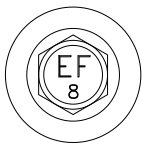
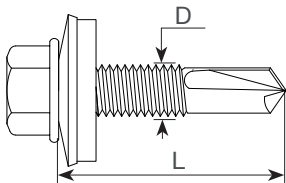
Metal members self-drilling screws

ESDS-8-P-A16

Self-drilling screw **for fixing steel sheets to the steel substrate**



Product key	DxL	h min	h max	Max. drilling capacity	Head size	Washer diameter	Single box	Outer carton
	mm	mm	mm	mm	mm	mm	pcs.	pcs.
ESDS-8-P-A16-55027	5,5 x 27	0,50 + 2,00	10	8	8	16	250	3000



MATERIALS:

- Screws are made of low carbon steel surface-hardened and coated with a PREMIUM type coating of 500 hours resistance in salt spray test
- Washer is made of aluminium with vulcanized EPDM layer
- Screw heads and washers may be coated with lacquer coating

INSTALLATION:

- Maximum drilling capacity in steel **up to 8 mm**
- For installation, use screwdrivers with a maximum speed of 1800 rpm with regulated torque

CERTIFICATES:

- ETA-16/0739




DRILLING CAPACITY 8 MM

CORROSIVITY CATEGORY

C3

MAXIMUM AND MINIMUM THICKNESS OF FIXED ELEMENTS:



h min – minimum thickness of the fixed elements. Is the sum of: the minimum thickness of the substrate and the minimum thickness of the steel sheet tested with specific screw type.

h max – maximum thickness of the fixed elements. Is the sum of: the thickness of the substrate, the thickness of the steel sheet and the thickness of components located between the substrate and steel sheet or the thickness of the air gap.

TECHNICAL SPECIFICATIONS:

Fastener designation	Steel sheet thickness ²⁾ , [mm]	Characteristic shear load*, [kN]				
		Steel substrate thickness ¹⁾ , [mm]				
		2,00	3,00	4,00	5,00	6,00
ESDS-8-P-A16 5,5	0,50	1,41	1,41	1,41	1,41	1,41
	0,55	1,41	1,41	1,41	1,41	1,41
	0,60	1,41	1,41	1,41	1,41	1,41
	0,63	1,77	1,77	1,77	1,77	1,77
	0,70	1,77	1,77	1,77	1,77	1,77
	0,75	2,35	2,35	2,35	2,35	2,35
	0,80	2,35	2,35	2,35	2,35	2,35
	0,88	2,35	2,35	2,35	2,35	2,35
	1,00	2,50	2,50	2,50	2,50	2,50
	1,13	2,50	2,50	2,50	2,50	2,50
	1,15	2,50	2,50	2,50	2,50	2,50
	1,25	2,50	2,50	2,50	2,50	2,50
	1,50	2,50	2,50	2,50	2,50	2,50
	1,75	2,50	2,50	2,50	2,50	2,50
2,00	2,50	2,50	2,50	2,50	2,50	

Fastener designation	Steel sheet thickness ²⁾ , [mm]	Characteristic tension load*, [kN]				
		Steel substrate thickness ¹⁾ , [mm]				
		2,00	3,00	4,00	5,00	6,00
ESDS-8-P-A16 5,5	0,50	1,90	2,53	2,53	2,53	2,53
	0,55	1,90	2,53	2,53	2,53	2,53
	0,60	1,90	2,77	2,77	2,77	2,77
	0,63	1,90	2,77	2,77	2,77	2,77
	0,70	1,90	2,89	2,89	2,89	2,89
	0,75	1,90	2,89	2,89	2,89	2,89
	0,80	1,90	2,89	2,89	2,89	2,89
	0,88	1,90	2,89	2,89	2,89	2,89
	1,00	1,90	3,92	3,92	4,27	4,27
	1,13	1,90	3,92	3,92	4,27	4,27
	1,15	1,90	3,92	3,92	4,27	4,27
	1,25	1,90	3,92	3,92	4,27	4,27
	1,50	1,90	3,92	3,92	4,27	4,27
	1,75	1,90	3,92	3,92	4,27	4,27
2,00	1,90	3,92	3,92	4,27	4,27	

¹⁾ Steel grade S280GD, S320GD or S350GD according to EN 10346 for steel thickness < 3 mm or S235JR according to EN 10025-1 for steel thickness ≥ 3 mm


²⁾ Steel grade S280GD, S320GD or S350GD according to EN 10346

* In order to determine the design resistance characteristic value should be divided by a safety factor of 1.33

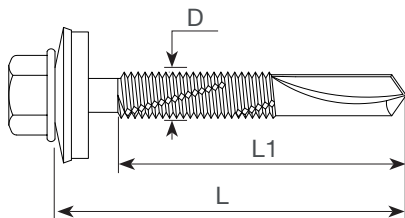
Metal members self-drilling screws

ESDS-12-B-S16

Self-drilling bi-metal screw **for fixing steel sheets to the steel substrate**



Product key	DxL	L1	h min	h max	Max. drilling capacity	Head size	Washer diameter	Single box	Outer carton
	mm	mm	mm	mm	mm	mm	mm	pcs.	pcs.
ESDS-12-B-S16-55038	5,5 x 38	FULL	0,50 + 4,00	7	12	8	16	250	3000
ESDS-12-B-S16-55045	5,5 x 45	FULL	0,50 + 4,00	14	12	8	16	250	3000
ESDS-12-B-S16-55050	5,5 x 50	FULL	0,50 + 4,00	19	12	8	16	100	1200
ESDS-12-B-S16-55065	5,5 x 65	FULL	0,50 + 4,00	34	12	8	16	100	1200
ESDS-12-B-S16-55080	5,5 x 80	67	0,50 + 4,00	49	12	8	16	100	1200
ESDS-12-B-S16-55100	5,5 x 100	67	0,50 + 4,00	69	12	8	16	100	600
ESDS-12-B-S16-55150	5,5 x 150	67	0,50 + 4,00	119	12	8	16	100	600



When screws are going to be used in corrosivity category C4, always contact Eurofast for proper usage confirmation.

MATERIALS:

- Screws are made of stainless steel. Drilling point made of alloy steel.
- Washer is made of stainless steel with vulcanized EPDM layer
- Screw heads and washers may be coated with lacquer coating

INSTALLATION:

- Maximum drilling capacity in steel **up to 12 mm**
- For installation, use screwdrivers with a maximum speed of 1200 rpm with regulated torque

CERTIFICATES:

- ETA-16/0739

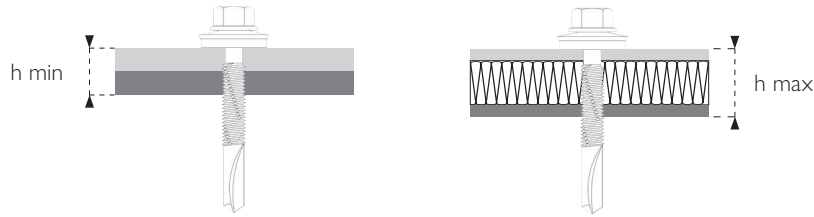


DRILLING CAPACITY 12 MM

CORROSIVITY CATEGORY

C4

MAXIMUM AND MINIMUM THICKNESS OF FIXED ELEMENTS:



h min – minimum thickness of the fixed elements. Is the sum of: the minimum thickness of the substrate and the minimum thickness of the steel sheet tested with specific screw type.

h max – maximum thickness of the fixed elements. Is the sum of: the thickness of the substrate, the thickness of the steel sheet and the thickness of components located between the substrate and steel sheet or the thickness of the air gap.

TECHNICAL SPECIFICATIONS:

Fastener designation	Steel sheet thickness ²⁾ , [mm]	Characteristic shear load*, [kN]				
		Steel substrate thickness ¹⁾ , [mm]				
		4,00	5,00	6,00	8,00	10,00
ESDS-12-B-S16 5,5	0,50	1,66	1,66	1,66	1,66	1,66
	0,55	1,66	1,66	1,66	1,66	1,66
	0,60	1,66	1,66	1,66	1,66	1,66
	0,63	1,76	1,76	1,76	1,76	1,76
	0,70	1,76	1,76	1,76	1,76	1,76
	0,75	2,60	2,60	2,60	2,60	2,60
	0,80	2,60	2,60	2,60	2,60	2,60
	0,88	2,60	2,60	2,60	2,60	2,60
	1,00	3,37	3,37	3,37	3,37	3,37
	1,13	3,37	3,37	3,37	3,37	3,37
	1,15	3,37	3,37	3,37	3,37	3,37
	1,25	3,37	3,37	3,37	3,37	3,37
	1,50	3,37	3,37	3,37	3,37	3,37
1,75	3,37	3,37	3,37	3,37	3,37	
2,00	3,37	3,37	3,37	3,37	3,37	

Fastener designation	Steel sheet thickness ²⁾ , [mm]	Characteristic tension load*, [kN]				
		Steel substrate thickness ¹⁾ , [mm]				
		4,00	5,00	6,00	8,00	10,00
ESDS-12-B-S16 5,5	0,50	2,53	2,53	2,53	2,53	2,53
	0,55	2,53	2,53	2,53	2,53	2,53
	0,60	2,77	2,77	2,77	2,77	2,77
	0,63	2,77	2,77	2,77	2,77	2,77
	0,70	2,89	2,89	2,89	2,89	2,89
	0,75	2,89	2,89	2,89	2,89	2,89
	0,80	2,89	2,89	2,89	2,89	2,89
	0,88	2,89	2,89	2,89	2,89	2,89
	1,00	4,27	4,27	4,27	4,27	4,27
	1,13	4,27	4,27	4,27	4,27	4,27
	1,15	4,27	4,27	4,27	4,27	4,27
	1,25	4,27	4,27	4,27	4,27	4,27
	1,50	4,27	4,27	4,27	4,27	4,27
1,75	4,27	4,27	4,27	4,27	4,27	
2,00	4,27	4,27	4,27	4,27	4,27	

¹⁾ Steel grade S235JR according to EN 10025-1

²⁾ Steel grade S280GD, S320GD or S350GD according to EN 10346

* In order to determine the design resistance characteristic value should be divided by a safety factor of 1.33

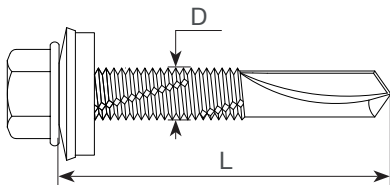
Metal members self-drilling screws

ESDS-12-P-A14

Self-drilling screw **for fixing steel sheets to the steel substrate**



Product key	DxL	h min	h max	Max. drilling capacity	Head size	Washer diameter	Single box	Outer carton
	mm	mm	mm	mm	mm	mm	pcs.	pcs.
ESDS-12-P-A14-55035	5,5x35	0,50 + 4,00	14	12	8	14	250	3000



MATERIALS:

- Screws are made of low carbon steel surface-hardened and coated with a PREMIUM type coating of 500 hours resistance in salt spray test
- Washer is made of aluminium with vulcanized EPDM layer
- Screw heads and washers may be coated with lacquer coating

INSTALLATION:

- Maximum drilling capacity in steel **up to 12 mm**
- For installation, use screwdrivers with a maximum speed of 1800 rpm with regulated torque

CERTIFICATES:

- ETA-16/0739

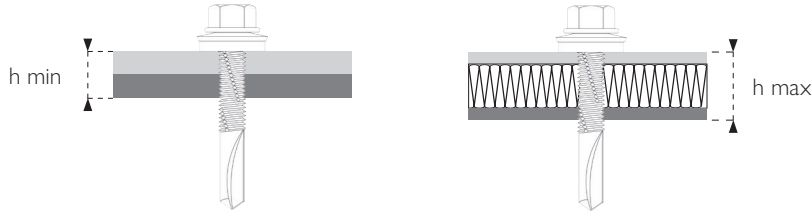


DRILLING CAPACITY 12 MM

CORROSIVITY CATEGORY

C3

MAXIMUM AND MINIMUM THICKNESS OF FIXED ELEMENTS:



h min – minimum thickness of the fixed elements. Is the sum of: the minimum thickness of the substrate and the minimum thickness of the steel sheet tested with specific screw type.

h max – maximum thickness of the fixed elements. Is the sum of: the thickness of the substrate, the thickness of the steel sheet and the thickness of components located between the substrate and steel sheet or the thickness of the air gap.

TECHNICAL SPECIFICATIONS:

Fastener designation	Steel sheet thickness ²⁾ , [mm]	Characteristic shear load*, [kN]				
		Steel substrate thickness ¹⁾ , [mm]				
		4,00	5,00	6,00	8,00	10,00
ESDS-12-P-A14 5,5	0,50	1,66	1,66	1,66	1,66	1,66
	0,55	1,66	1,66	1,66	1,66	1,66
	0,60	1,66	1,66	1,66	1,66	1,66
	0,63	1,76	1,76	1,76	1,76	1,76
	0,70	1,76	1,76	1,76	1,76	1,76
	0,75	2,60	2,60	2,60	2,60	2,60
	0,80	2,60	2,60	2,60	2,60	2,60
	0,88	2,60	2,60	2,60	2,60	2,60
	1,00	3,37	3,37	3,37	3,37	3,37
	1,13	3,37	3,37	3,37	3,37	3,37
	1,15	3,37	3,37	3,37	3,37	3,37
	1,25	3,37	3,37	3,37	3,37	3,37
	1,50	3,37	3,37	3,37	3,37	3,37
	1,75	3,37	3,37	3,37	3,37	3,37
2,00	3,37	3,37	3,37	3,37	3,37	

Fastener designation	Steel sheet thickness ²⁾ , [mm]	Characteristic tension load*, [kN]				
		Steel substrate thickness ¹⁾ , [mm]				
		4,00	5,00	6,00	8,00	10,00
ESDS-12-P-A14 5,5	0,50	2,54	2,54	2,54	2,54	2,54
	0,55	2,54	2,54	2,54	2,54	2,54
	0,60	2,54	2,54	2,54	2,54	2,54
	0,63	3,41	3,41	3,41	3,41	3,41
	0,70	3,41	3,41	3,41	3,41	3,41
	0,75	4,10	4,10	4,10	4,10	4,10
	0,80	4,10	4,10	4,10	4,10	4,10
	0,88	4,10	4,10	4,10	4,10	4,10
	1,00	4,10	4,10	4,10	4,10	4,10
	1,13	4,10	4,10	4,10	4,10	4,10
	1,15	4,10	4,10	4,10	4,10	4,10
	1,25	4,10	4,10	4,10	4,10	4,10
	1,50	4,10	4,10	4,10	4,10	4,10
	1,75	4,10	4,10	4,10	4,10	4,10
2,00	4,10	4,10	4,10	4,10	4,10	

¹⁾ Steel grade S235JR according to EN 10025-1

²⁾ Steel grade S280GD, S320GD or S350GD according to EN 10346

* In order to determine the design resistance characteristic value should be divided by a safety factor of 1.33

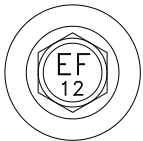
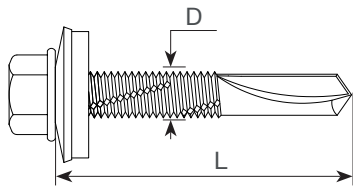
Metal members self-drilling screws

ESDS-12-P-A16

Self-drilling screw **for fixing steel sheets to the steel substrate**



Product key	DxL	h min	h max	Max. drilling capacity	Head size	Washer diameter	Single box	Outer carton
	mm	mm	mm	mm	mm	mm	pcs.	pcs.
ESDS-12-P-A16-55035	5,5x35	0,50 + 4,00	14	12	8	16	250	3000



MATERIALS:

- Screws are made of low carbon steel surface-hardened and coated with a PREMIUM type coating of 500 hours resistance in salt spray test
- Washer is made of aluminium with vulcanized EPDM layer
- Screw heads and washers may be coated with lacquer coating

INSTALLATION:

- Maximum drilling capacity in steel **up to 12 mm**
- For installation, use screwdrivers with a maximum speed of 1800 rpm with regulated torque

CERTIFICATES:

- ETA-16/0739

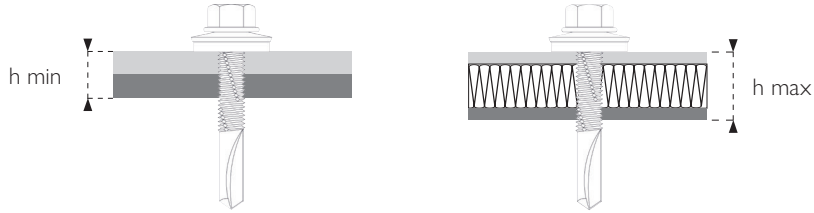


DRILLING CAPACITY 12 MM

CORROSIVITY CATEGORY

C3

MAXIMUM AND MINIMUM THICKNESS OF FIXED ELEMENTS:



h min – minimum thickness of the fixed elements. Is the sum of: the minimum thickness of the substrate and the minimum thickness of the steel sheet tested with specific screw type.

h max – maximum thickness of the fixed elements. Is the sum of: the thickness of the substrate, the thickness of the steel sheet and the thickness of components located between the substrate and steel sheet or the thickness of the air gap.

TECHNICAL SPECIFICATIONS:

Fastener designation	Steel sheet thickness ²⁾ , [mm]	Characteristic shear load*, [kN]				
		Steel substrate thickness ¹⁾ , [mm]				
		4,00	5,00	6,00	8,00	10,00
ESDS-12-P-A16 5,5	0,50	1,66	1,66	1,66	1,66	1,66
	0,55	1,66	1,66	1,66	1,66	1,66
	0,60	1,66	1,66	1,66	1,66	1,66
	0,63	1,76	1,76	1,76	1,76	1,76
	0,70	1,76	1,76	1,76	1,76	1,76
	0,75	2,60	2,60	2,60	2,60	2,60
	0,80	2,60	2,60	2,60	2,60	2,60
	0,88	2,60	2,60	2,60	2,60	2,60
	1,00	3,37	3,37	3,37	3,37	3,37
	1,13	3,37	3,37	3,37	3,37	3,37
	1,15	3,37	3,37	3,37	3,37	3,37
	1,25	3,37	3,37	3,37	3,37	3,37
	1,50	3,37	3,37	3,37	3,37	3,37
	1,75	3,37	3,37	3,37	3,37	3,37
2,00	3,37	3,37	3,37	3,37	3,37	

Fastener designation	Steel sheet thickness ²⁾ , [mm]	Characteristic tension load*, [kN]				
		Steel substrate thickness ¹⁾ , [mm]				
		4,00	5,00	6,00	8,00	10,00
ESDS-12-P-A16 5,5	0,50	2,53	2,53	2,53	2,53	2,53
	0,55	2,53	2,53	2,53	2,53	2,53
	0,60	2,77	2,77	2,77	2,77	2,77
	0,63	2,77	2,77	2,77	2,77	2,77
	0,70	2,89	2,89	2,89	2,89	2,89
	0,75	2,89	2,89	2,89	2,89	2,89
	0,80	2,89	2,89	2,89	2,89	2,89
	0,88	2,89	2,89	2,89	2,89	2,89
	1,00	4,27	4,27	4,27	4,27	4,27
	1,13	4,27	4,27	4,27	4,27	4,27
	1,15	4,27	4,27	4,27	4,27	4,27
	1,25	4,27	4,27	4,27	4,27	4,27
	1,50	4,27	4,27	4,27	4,27	4,27
	1,75	4,27	4,27	4,27	4,27	4,27
2,00	4,27	4,27	4,27	4,27	4,27	

¹⁾ Steel grade S235JR according to EN 10025-1


²⁾ Steel grade S280GD, S320GD or S350GD according to EN 10346

* In order to determine the design resistance characteristic value should be divided by a safety factor of 1.33

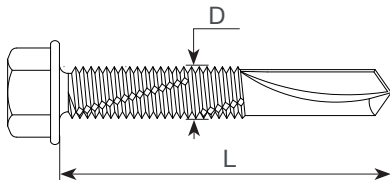
Metal members self-drilling screws

ESDS-12-P

Self-drilling screw **for fixing steel sheets to the steel substrate**



Product key	DxL	h min	h max	Max. drilling capacity	Head size	Single box	Outer carton
	mm	mm	mm	mm	mm	pcs.	pcs.
ESDS-12-P-55035	5,5x35	0,50 + 4,00	17	12	8	500	6000



MATERIALS:

- Screws are made of low carbon steel surface-hardened and coated with a PREMIUM type coating of 500 hours resistance in salt spray test
- Screw heads may be coated with lacquer coating

INSTALLATION:

- Maximum drilling capacity in steel **up to 12 mm**
- For installation, use screwdrivers with a maximum speed of 1800 rpm with regulated torque

CERTIFICATES:

- ETA-16/0739

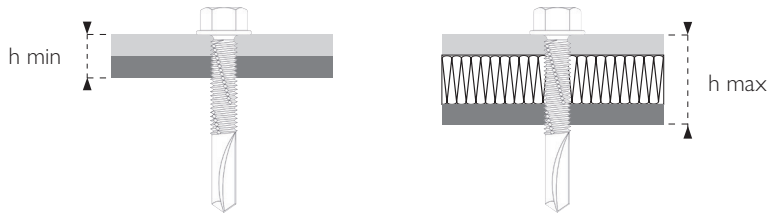


DRILLING CAPACITY 12 MM

CORROSIVITY CATEGORY

C3

MAXIMUM AND MINIMUM THICKNESS OF FIXED ELEMENTS:



h min – minimum thickness of the fixed elements. Is the sum of: the minimum thickness of the substrate and the minimum thickness of the steel sheet tested with specific screw type.

h max – maximum thickness of the fixed elements. Is the sum of: the thickness of the substrate, the thickness of the steel sheet and the thickness of components located between the substrate and steel sheet or the thickness of the air gap.

TECHNICAL SPECIFICATIONS:

Fastener designation	Steel sheet thickness ²⁾ , [mm]	Characteristic shear load*, [kN]				
		Steel substrate thickness ¹⁾ , [mm]				
		4,00	5,00	6,00	8,00	10,00
ESDS-12-P 5,5	0,50	1,66	1,66	1,66	1,66	1,66
	0,55	1,66	1,66	1,66	1,66	1,66
	0,60	1,66	1,66	1,66	1,66	1,66
	0,63	1,76	1,76	1,76	1,76	1,76
	0,70	1,76	1,76	1,76	1,76	1,76
	0,75	2,60	2,60	2,60	2,60	2,60
	0,80	2,60	2,60	2,60	2,60	2,60
	0,88	2,60	2,60	2,60	2,60	2,60
	1,00	3,37	3,37	3,37	3,37	3,37
	1,13	3,37	3,37	3,37	3,37	3,37
	1,15	3,37	3,37	3,37	3,37	3,37
	1,25	3,37	3,37	3,37	3,37	3,37
	1,50	3,37	3,37	3,37	3,37	3,37
	1,75	3,37	3,37	3,37	3,37	3,37
2,00	3,37	3,37	3,37	3,37	3,37	

Fastener designation	Steel sheet thickness ²⁾ , [mm]	Characteristic tension load*, [kN]				
		Steel substrate thickness ¹⁾ , [mm]				
		4,00	5,00	6,00	8,00	10,00
ESDS-12-P 5,5	0,50	0,80	0,80	0,80	0,80	0,80
	0,55	0,80	0,80	0,80	0,80	0,80
	0,60	0,80	0,80	0,80	0,80	0,80
	0,63	1,00	1,00	1,00	1,00	1,00
	0,70	1,00	1,00	1,00	1,00	1,00
	0,75	1,31	1,31	1,31	1,31	1,31
	0,80	1,31	1,31	1,31	1,31	1,31
	0,88	1,31	1,31	1,31	1,31	1,31
	1,00	1,31	1,31	1,31	1,31	1,31
	1,13	1,31	1,31	1,31	1,31	1,31
	1,15	1,31	1,31	1,31	1,31	1,31
	1,25	1,31	1,31	1,31	1,31	1,31
	1,50	1,31	1,31	1,31	1,31	1,31
	1,75	1,31	1,31	1,31	1,31	1,31
2,00	1,31	1,31	1,31	1,31	1,31	

¹⁾ Steel grade S235JR according to EN 10025-1


²⁾ Steel grade S280GD, S320GD or S350GD according to EN 10346

* In order to determine the design resistance characteristic value should be divided by a safety factor of 1.33

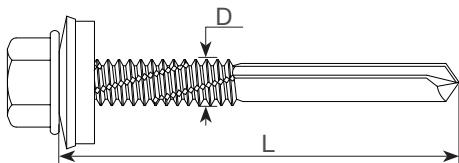
Metal members self-drilling screws

ESDS-20-P-A16

Self-drilling screw **for fixing steel sheets to the steel substrate**



Product key	DxL	h min	h max	Max. drilling capacity	Head size	Washer diameter	Single box	Outer carton
	mm	mm	mm	mm	mm	mm	pcs.	pcs.
ESDS-20-P-A16-55055	5,5x55	0,50 + 6,00	25	20	8	16	100	1200



MATERIALS:

- Screws are made of low carbon steel surface-hardened and coated with a PREMIUM type coating of 500 hours resistance in salt spray test
- Washer is made of aluminium with vulcanized EPDM layer
- Screw heads and washers may be coated with lacquer coating

INSTALLATION:

- Maximum drilling capacity in steel **up to 20 mm**
- For installation, use screwdrivers with a maximum speed of 1800 rpm with regulated torque

CERTIFICATES:

- ETA-16/0739

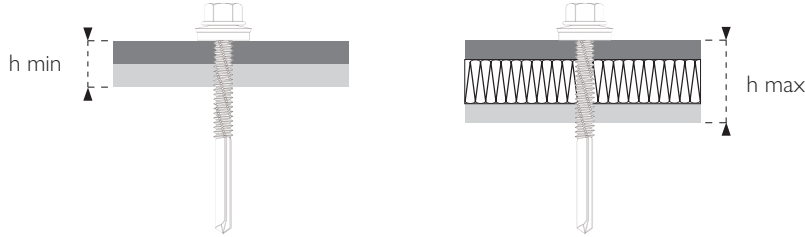


DRILLING CAPACITY 20 MM

CORROSIVITY CATEGORY

C3

MAXIMUM AND MINIMUM THICKNESS OF FIXED ELEMENTS:



h min – minimum thickness of the fixed elements. Is the sum of: the minimum thickness of the substrate and the minimum thickness of the steel sheet tested with specific screw type.

h max – maximum thickness of the fixed elements. Is the sum of: the thickness of the substrate, the thickness of the steel sheet and the thickness of components located between the substrate and steel sheet or the thickness of the air gap.

TECHNICAL SPECIFICATIONS:

Fastener designation	Steel sheet thickness ²⁾ , [mm]	Characteristic shear load*, [kN]						
		Steel substrate thickness ¹⁾ , [mm]						
		6,00	8,00	10,00	12,00	14,00	16,00	18,00
ESDS-20-P-A16 5,5	0,50	1,72	1,72	1,72	1,72	1,72	1,72	1,72
	0,55	1,72	1,72	1,72	1,72	1,72	1,72	1,72
	0,60	1,72	1,72	1,72	1,72	1,72	1,72	1,72
	0,63	1,90	1,90	1,90	1,90	1,90	1,90	1,90
	0,70	1,90	1,90	1,90	1,90	1,90	1,90	1,90
	0,75	2,69	2,69	2,69	2,69	2,69	2,69	2,69
	0,80	2,69	2,69	2,69	2,69	2,69	2,69	2,69
	0,88	2,69	2,69	2,69	2,69	2,69	2,69	2,69
	1,00	3,10	3,10	3,10	3,10	3,10	3,10	3,10
	1,13	3,10	3,10	3,10	3,10	3,10	3,10	3,10
	1,15	3,10	3,10	3,10	3,10	3,10	3,10	3,10
	1,25	3,10	3,10	3,10	3,10	3,10	3,10	3,10
	1,50	3,10	3,10	3,10	3,10	3,10	3,10	3,10
1,75	3,10	3,10	3,10	3,10	3,10	3,10	3,10	
2,00	3,10	3,10	3,10	3,10	3,10	3,10	3,10	

Fastener designation	Steel sheet thickness ²⁾ , [mm]	Characteristic tension load*, [kN]						
		Steel substrate thickness ¹⁾ , [mm]						
		6,00	8,00	10,00	12,00	14,00	16,00	18,00
ESDS-20-P-A16 5,5	0,50	2,53	2,53	2,53	2,53	2,53	2,53	2,53
	0,55	2,53	2,53	2,53	2,53	2,53	2,53	2,53
	0,60	2,77	2,77	2,77	2,77	2,77	2,77	2,77
	0,63	2,77	2,77	2,77	2,77	2,77	2,77	2,77
	0,70	2,89	2,89	2,89	2,89	2,89	2,89	2,89
	0,75	2,89	2,89	2,89	2,89	2,89	2,89	2,89
	0,80	2,89	2,89	2,89	2,89	2,89	2,89	2,89
	0,88	2,89	2,89	2,89	2,89	2,89	2,89	2,89
	1,00	4,27	4,27	4,27	4,27	4,27	4,27	4,27
	1,13	4,27	4,27	4,27	4,27	4,27	4,27	4,27
	1,15	4,27	4,27	4,27	4,27	4,27	4,27	4,27
	1,25	4,27	4,27	4,27	4,27	4,27	4,27	4,27
	1,50	4,27	4,27	4,27	4,27	4,27	4,27	4,27
1,75	4,27	4,27	4,27	4,27	4,27	4,27	4,27	
2,00	4,27	4,27	4,27	4,27	4,27	4,27	4,27	

¹⁾ Steel grade S235JR according to EN 10025-1

²⁾ Steel grade S280GD, S320GD or S350GD according to EN 10346

* In order to determine the design resistance characteristic value should be divided by a safety factor of 1.33

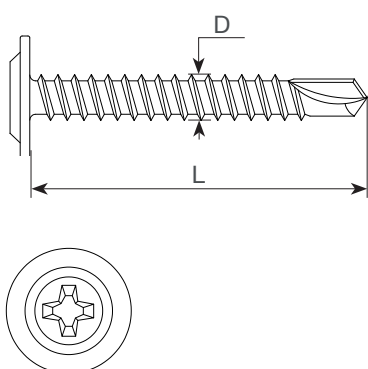
Metal members self-drilling screws

ESDS-WH-2-Z

Self-drilling screw **for fixing thin steel sheets to steel substrate**



Product key	DxL	h min	h max	Max. drilling capacity	Head size	Washer diameter	Single box	Outer carton
	mm	mm	mm	mm	mm	mm	pcs.	pcs.
ESDS-WH-2-Z-42013	4,2 x 13	2 x 0,75	4	2 x 1,25	12/PH2	-	1000	12000
ESDS-WH-2-Z-42016	4,2 x 16	2 x 0,75	7	2 x 1,25	12/PH2	-	1000	12000
ESDS-WH-2-Z-42019	4,2 x 19	2 x 0,75	10	2 x 1,25	12/PH2	-	500	6000
ESDS-WH-2-Z-42025	4,2 x 25	2 x 0,75	16	2 x 1,25	12/PH2	-	500	6000
ESDS-WH-2-Z-42032	4,2 x 32	2 x 0,75	23	2 x 1,25	12/PH2	-	500	6000



MATERIALS:

- Screws are made of low carbon steel surface-hardened and galvanized to 8 microns
- Screw heads may be coated with lacquer coating

INSTALLATION:

- Maximum drilling capacity in steel **up to 2x1,25 mm**
- For installation, use screwdrivers with a maximum speed of 2200 rpm with regulated torque

CERTIFICATES:

- ETA-16/0739

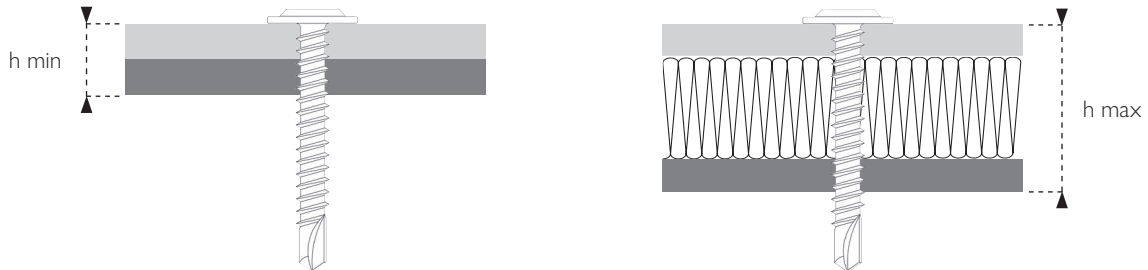


DRILLING CAPACITY 2 X 1,25 MM

CORROSIVITY CATEGORY

C2

MAXIMUM AND MINIMUM THICKNESS OF FIXED ELEMENTS:



h min – minimum thickness of the fixed elements. Is the sum of: the minimum thickness of the substrate and the minimum thickness of the steel sheet tested with specific screw type.

h max – maximum thickness of the fixed elements. Is the sum of: the thickness of the substrate, the thickness of the steel sheet and the thickness of components located between the substrate and steel sheet or the thickness of the air gap.

TECHNICAL SPECIFICATIONS:

Fastener designation	Steel sheet thickness ¹⁾ , [mm]	Characteristic shear load*, [kN]						
		Steel substrate thickness ¹⁾ , [mm]						
		0,75	0,80	0,88	1,00	1,13	1,15	1,25
ESDS-WH-2-Z 4,2	0,75	1,75	1,75	1,75	1,75	1,75	1,75	1,75
	0,80	1,75	1,75	1,75	1,75	1,75	1,75	1,75
	0,88	1,75	1,75	1,75	1,75	1,75	1,75	1,75
	1,00	1,75	1,75	1,75	1,75	1,75	1,75	1,75
	1,13	1,75	1,75	1,75	1,75	1,75	1,75	1,75
	1,15	1,75	1,75	1,75	1,75	1,75	1,75	1,75
	1,25	1,75	1,75	1,75	1,75	1,75	1,75	1,75

Fastener designation	Steel sheet thickness ¹⁾ , [mm]	Characteristic tension load*, [kN]						
		Steel substrate thickness ¹⁾ , [mm]						
		0,75	0,80	0,88	1,00	1,13	1,15	1,25
ESDS-WH-2-Z 4,2	0,75	0,82	0,82	0,82	0,82	0,82	0,82	0,82
	0,80	0,82	0,82	0,82	0,82	0,82	0,82	0,82
	0,88	0,82	0,82	0,82	0,82	0,82	0,82	0,82
	1,00	0,82	0,82	0,82	0,82	0,82	0,82	0,82
	1,13	0,82	0,82	0,82	0,82	0,82	0,82	0,82
	1,15	0,82	0,82	0,82	0,82	0,82	0,82	0,82
	1,25	0,82	0,82	0,82	0,82	0,82	0,82	0,82


¹⁾ Steel grade S280GD, S320GD or S350GD according to EN 10346

* In order to determine the design resistance characteristic value should be divided by a safety factor of 1.33

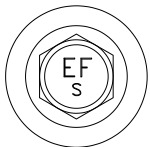
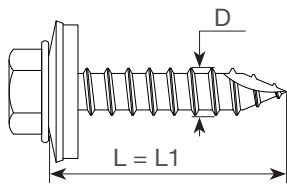
Metal members self-tapping screws

ESTS-0A-S-S19

Self-tapping stainless screw **for fixing steel sheets to wooden and thin steel substrate**



Product key	DxL	L1	h min	h max	h min	h max	Max. drilling capacity	Head size	Washer diameter	Single box	Outer carton
			steel sheet/steel		steel sheet/wood						
	mm	-	mm	mm	mm	mm	mm	mm	mm	pcs.	pcs.
ESTS-0A-S-S19-65019	6,5 x 19	FULL	0,50 + 0,63	2	-	-	-	3/8"	19	250	3000
ESTS-0A-S-S19-65025	6,5 x 25	FULL	0,50 + 0,63	8	-	-	-	3/8"	19	250	3000
ESTS-0A-S-S19-65032	6,5 x 32	FULL	0,50 + 0,63	15	-	-	-	3/8"	19	250	3000
ESTS-0A-S-S19-65038	6,5 x 38	FULL	0,50 + 0,63	21	-	-	-	3/8"	19	250	3000
ESTS-0A-S-S19-65050	6,5 x 50	FULL	0,50 + 0,63	33	0,50	10	-	3/8"	19	100	1200
ESTS-0A-S-S19-65064	6,5 x 64	FULL	0,50 + 0,63	47	0,50	24	-	3/8"	19	100	1200
ESTS-0A-S-S19-65075	6,5 x 75	FULL	0,50 + 0,63	58	0,50	35	-	3/8"	19	100	1200



MATERIALS:

- Screws are made of stainless steel
- Washer is made of stainless steel with vulcanized EPDM layer
- Screw heads and washers may be coated with lacquer coating

INSTALLATION:

- Maximum tapping capacity in steel **up to 5 mm**
- Anchoring depth in wood **40 mm**
- For installation, use screwdrivers with a maximum speed of 1200 rpm with regulated torque

CERTIFICATES:

- ETA-16/0739

When screws are going to be used in corrosivity category C4, always contact Eurofast for proper usage confirmation.

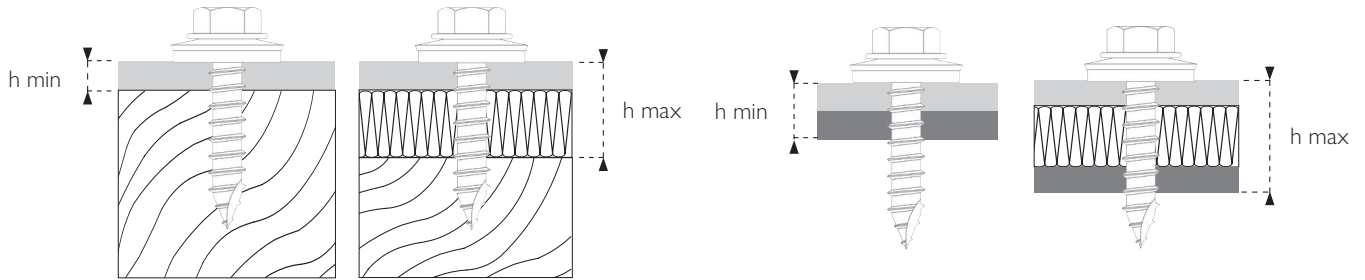


TAPPING UP TO 5 MM

CORROSIVITY CATEGORY

C4

MAXIMUM AND MINIMUM THICKNESS OF FIXED ELEMENTS:



h min – when fixing steel sheets to wooden substrate is the minimum thickness of the steel sheet that can be fixed.

h max – when fixing steel sheets to wooden substrate is the maximum thickness of the fixed elements. Is the sum of: the thickness of the steel sheet and the thickness of components located between the substrate and steel sheet or the thickness of the air gap. Embedment depth in wood was already counted.

h min – when fixing steel sheets to steel substrate is minimum thickness of the fixed elements. Is the sum of: the minimum thickness of the substrate and the minimum thickness of the steel sheet tested with specific screw type.

h max – when fixing steel sheets to steel substrate is maximum thickness of the fixed elements. Is the sum of: the thickness of the substrate, the thickness of the steel sheet and the thickness of components located between the substrate and steel sheet or the thickness of the air gap.

TECHNICAL SPECIFICATIONS:

Fastener designation	Steel sheet thickness ¹⁾ , [mm]	Characteristic shear load*, [kN]											Wood class ≥ C24 ²⁾
		Steel substrate thickness ¹⁾ , [mm]											
		0,63	0,70	0,75	0,80	0,88	1,00	1,15	1,25	1,50	2,00	3,00	
Drill diameter d ₀ [mm]		3,00		3,50		4,50			5,00	5,30			
ESTS-0A-S-S19 6,5	0,50	2,52	2,52	2,52	2,52	2,52	2,52	2,52	2,52	2,52	2,52	2,52	2,52
	0,55	2,52	2,52	2,52	2,52	2,52	2,52	2,52	2,52	2,52	2,52	2,52	2,52
	0,60	3,16	3,16	3,16	3,16	3,16	3,16	3,16	3,16	3,16	3,16	3,16	3,16
	0,63	3,16	3,16	3,16	3,16	3,16	3,16	3,16	3,16	3,16	3,16	3,16	3,16
	0,70	3,16	3,16	3,16	3,16	3,16	3,16	3,16	3,16	3,16	3,16	3,16	3,16
	0,75	3,16	3,16	3,16	3,16	3,16	3,16	3,16	3,16	3,16	3,16	3,16	3,16
	0,80	3,16	3,16	3,16	3,16	3,16	3,16	3,16	3,16	3,16	3,16	3,16	3,16
	0,88	3,16	3,16	3,16	3,16	3,16	3,16	3,16	3,16	3,16	3,16	3,16	3,16
1,00	3,16	3,16	3,16	3,16	3,16	3,16	3,16	3,16	3,16	3,16	3,16	3,16	

Fastener designation	Steel sheet thickness ¹⁾ , [mm]	Characteristic tension load*, [kN]											Wood class ≥ C24 ²⁾
		Steel substrate thickness ¹⁾ , [mm]											
		0,63	0,70	0,75	0,80	0,88	1,00	1,15	1,25	1,50	2,00	3,00	
Drill diameter d ₀ [mm]		3,00		3,50		4,50			5,00	5,30			
ESTS-0A-S-S19 6,5	0,50	0,68	0,68	0,95	0,95	0,95	1,39	1,39	1,39	1,57	2,00	2,00	1,61
	0,55	0,68	0,68	0,95	0,95	0,95	1,39	1,39	1,39	1,57	2,00	2,00	1,61
	0,60	0,68	0,68	0,95	0,95	0,95	1,39	1,39	1,39	1,57	2,00	2,00	1,61
	0,63	0,68	0,68	0,95	0,95	0,95	1,39	1,39	1,39	1,57	2,00	2,00	1,61
	0,70	0,68	0,68	0,95	0,95	0,95	1,39	1,39	1,39	1,57	2,00	2,00	1,61
	0,75	0,68	0,68	0,95	0,95	0,95	1,39	1,39	1,39	1,57	2,00	2,00	1,61
	0,80	0,68	0,68	0,95	0,95	0,95	1,39	1,39	1,39	1,57	2,00	2,00	1,61
	0,88	0,68	0,68	0,95	0,95	0,95	1,39	1,39	1,39	1,57	2,00	2,00	1,61
1,00	0,68	0,68	0,95	0,95	0,95	1,39	1,39	1,39	1,57	2,00	2,00	1,61	

¹⁾ Steel grade S280GD, S320GD or S350GD according to EN 10346

²⁾ Construction wood according to PN-EN 14081-1+A1:2011, class C24 according to PN-EN 338:2011

* In order to determine the design resistance characteristic value should be divided by a safety factor of 1.33

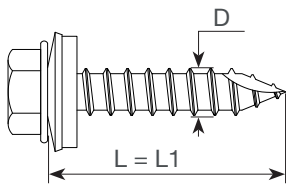
Metal members self-tapping screws

ESTS-0A-S-S16

Self-tapping stainless screw **for fixing steel sheets to wooden and thin steel substrate**



Product key	DxL	L1	h min	h max	h min	h max	Max. drilling capacity	Head size	Washer diameter	Single box	Outer carton
			steel sheet/steel		steel sheet/wood						
			mm	mm	mm	mm					
ESTS-0A-S-S16-65019	6,5 x 19	FULL	0,50 + 0,63	2	-	-	-	3/8"	16	250	3000
ESTS-0A-S-S16-65025	6,5 x 25	FULL	0,50 + 0,63	8	-	-	-	3/8"	16	250	3000
ESTS-0A-S-S16-65032	6,5 x 32	FULL	0,50 + 0,63	15	-	-	-	3/8"	16	250	3000
ESTS-0A-S-S16-65038	6,5 x 38	FULL	0,50 + 0,63	21	-	-	-	3/8"	16	250	3000
ESTS-0A-S-S16-65050	6,5 x 50	FULL	0,50 + 0,63	33	0,50	10	-	3/8"	16	100	1200
ESTS-0A-S-S16-65064	6,5 x 64	FULL	0,50 + 0,63	47	0,50	24	-	3/8"	16	100	1200
ESTS-0A-S-S16-65075	6,5 x 75	FULL	0,50 + 0,63	58	0,50	35	-	3/8"	16	100	1200



MATERIALS:

- Screws are made of stainless steel
- Washer is made of stainless steel with vulcanized EPDM layer
- Screw heads and washers may be coated with lacquer coating

INSTALLATION:

- Maximum tapping capacity in steel **up to 5 mm**
- Anchoring depth in wood **40 mm**
- For installation, use screwdrivers with a maximum speed of 1200 rpm with regulated torque

CERTIFICATES:

- ETA-16/0739

When screws are going to be used in corrosivity category C4, always contact Eurofast for proper usage confirmation.

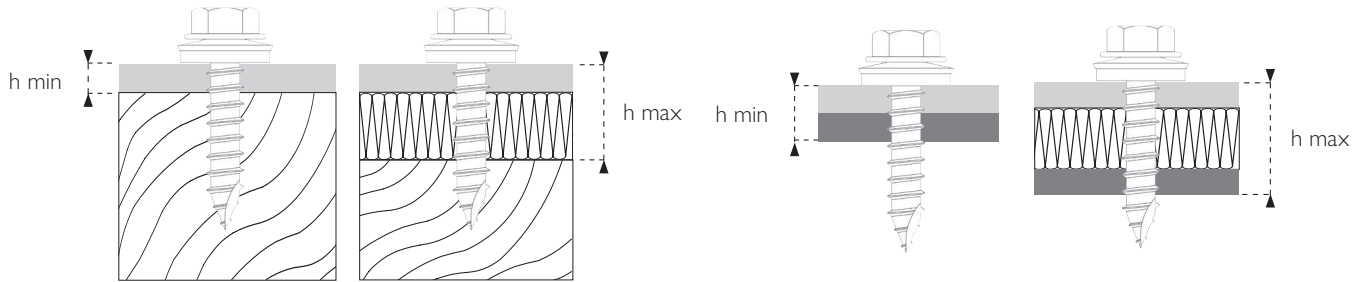


TAPPING UP TO 5 MM

CORROSIVITY CATEGORY

C4

MAXIMUM AND MINIMUM THICKNESS OF FIXED ELEMENTS:



h min – when fixing steel sheets to wooden substrate is the minimum thickness of the steel sheet that can be fixed.

h max – when fixing steel sheets to wooden substrate is the maximum thickness of the fixed elements. Is the sum of: the thickness of the steel sheet and the thickness of components located between the substrate and steel sheet or the thickness of the air gap. Embedment depth in wood was already counted.

h min – when fixing steel sheets to steel substrate is minimum thickness of the fixed elements. Is the sum of: the minimum thickness of the substrate and the minimum thickness of the steel sheet tested with specific screw type.

h max – when fixing steel sheets to steel substrate is maximum thickness of the fixed elements. Is the sum of: the thickness of the substrate, the thickness of the steel sheet and the thickness of components located between the substrate and steel sheet or the thickness of the air gap.

TECHNICAL SPECIFICATIONS:

Fastener designation	Steel sheet thickness ¹⁾ , [mm]	Characteristic shear load*, [kN]											Wood class ≥ C24 ²⁾
		Steel substrate thickness ¹⁾ , [mm]											
Drill diameter d ₀ [mm]		0,63	0,70	0,75	0,80	0,88	1,00	1,15	1,25	1,50	2,00	3,00	
ESTS-0A-S-S16 6,5	0,50	2,52	2,52	2,52	2,52	2,52	2,52	2,52	2,52	2,52	2,52	2,52	2,52
	0,55	2,52	2,52	2,52	2,52	2,52	2,52	2,52	2,52	2,52	2,52	2,52	2,52
	0,60	3,16	3,16	3,16	3,16	3,16	3,16	3,16	3,16	3,16	3,16	3,16	3,16
	0,63	3,16	3,16	3,16	3,16	3,16	3,16	3,16	3,16	3,16	3,16	3,16	3,16
	0,70	3,16	3,16	3,16	3,16	3,16	3,16	3,16	3,16	3,16	3,16	3,16	3,16
	0,75	3,16	3,16	3,16	3,16	3,16	3,16	3,16	3,16	3,16	3,16	3,16	3,16
	0,80	3,16	3,16	3,16	3,16	3,16	3,16	3,16	3,16	3,16	3,16	3,16	3,16
	0,88	3,16	3,16	3,16	3,16	3,16	3,16	3,16	3,16	3,16	3,16	3,16	3,16
	1,00	3,16	3,16	3,16	3,16	3,16	3,16	3,16	3,16	3,16	3,16	3,16	3,16

Fastener designation	Steel sheet thickness ¹⁾ , [mm]	Characteristic tension load*, [kN]											Wood class ≥ C24 ²⁾
		Steel substrate thickness ¹⁾ , [mm]											
Drill diameter d ₀ [mm]		0,63	0,70	0,75	0,80	0,88	1,00	1,15	1,25	1,50	2,00	3,00	
ESTS-0A-S-S16 6,5	0,50	0,68	0,68	0,95	0,95	0,95	1,39	1,39	1,39	1,57	2,00	2,00	1,61
	0,55	0,68	0,68	0,95	0,95	0,95	1,39	1,39	1,39	1,57	2,00	2,00	1,61
	0,60	0,68	0,68	0,95	0,95	0,95	1,39	1,39	1,39	1,57	2,00	2,00	1,61
	0,63	0,68	0,68	0,95	0,95	0,95	1,39	1,39	1,39	1,57	2,00	2,00	1,61
	0,70	0,68	0,68	0,95	0,95	0,95	1,39	1,39	1,39	1,57	2,00	2,00	1,61
	0,75	0,68	0,68	0,95	0,95	0,95	1,39	1,39	1,39	1,57	2,00	2,00	1,61
	0,80	0,68	0,68	0,95	0,95	0,95	1,39	1,39	1,39	1,57	2,00	2,00	1,61
	0,88	0,68	0,68	0,95	0,95	0,95	1,39	1,39	1,39	1,57	2,00	2,00	1,61
	1,00	0,68	0,68	0,95	0,95	0,95	1,39	1,39	1,39	1,57	2,00	2,00	1,61

¹⁾ Steel grade S280GD, S320GD or S350GD according to EN 10346

²⁾ Construction wood according to PN-EN 14081-1+A1:2011, class C24 according to PN-EN 338:2011

* In order to determine the design resistance characteristic value should be divided by a safety factor of 1.33

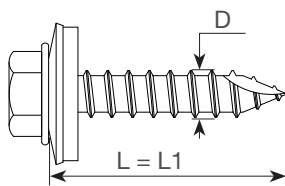
Metal members self-tapping screws

ESTS-0A-Z-Z19

Self-tapping screw **for fixing steel sheets to wooden and thin steel substrate**



Product key	DxL	L1	h min	h max	h min	h max	Max. drilling capacity	Head size	Washer diameter	Single box	Outer carton
			steel sheet/steel		steel sheet/wood						
			mm	mm	mm	mm					
ESTS-0A-Z-Z19-65019	6,5 x 19	FULL	0,50 + 0,63	2	-	-	-	3/8"	19	250	3000
ESTS-0A-Z-Z19-65025	6,5 x 25	FULL	0,50 + 0,63	8	-	-	-	3/8"	19	250	3000
ESTS-0A-Z-Z19-65032	6,5 x 32	FULL	0,50 + 0,63	15	-	-	-	3/8"	19	250	3000
ESTS-0A-Z-Z19-65038	6,5 x 38	FULL	0,50 + 0,63	21	-	-	-	3/8"	19	250	3000
ESTS-0A-Z-Z19-65050	6,5 x 50	FULL	0,50 + 0,63	33	0,50	10	-	3/8"	19	100	1200
ESTS-0A-Z-Z19-65064	6,5 x 64	FULL	0,50 + 0,63	47	0,50	24	-	3/8"	19	100	1200
ESTS-0A-Z-Z19-65075	6,5 x 75	FULL	0,50 + 0,63	58	0,50	35	-	3/8"	19	100	1200



MATERIALS:

- Screws are made of low carbon steel surface-hardened and galvanized to 12 microns
- Washer is made of zinc coated steel with vulcanized EPDM layer
- Screw heads and washers may be coated with lacquer coating

INSTALLATION:

- Maximum tapping capacity in steel **up to 5 mm**
- Anchoring depth in wood **40 mm**
- For installation, use screwdrivers with a maximum speed of 1200 rpm with regulated torque

CERTIFICATES:

- ETA-16/0739

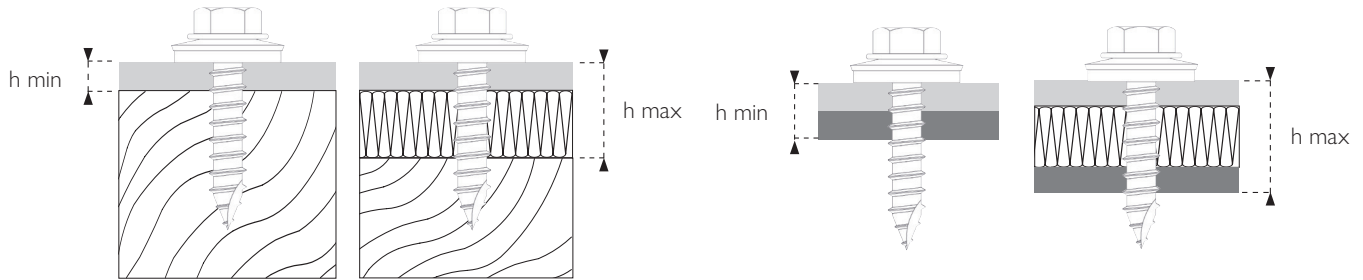


TAPPING UP TO 5 MM

CORROSIVITY CATEGORY

C2

MAXIMUM AND MINIMUM THICKNESS OF FIXED ELEMENTS:



h min – when fixing steel sheets to wooden substrate is the minimum thickness of the steel sheet that can be fixed.

h max – when fixing steel sheets to wooden substrate is the maximum thickness of the fixed elements. Is the sum of: the thickness of the steel sheet and the thickness of components located between the substrate and steel sheet or the thickness of the air gap. Embedment depth in wood was already counted.

h min – when fixing steel sheets to steel substrate is minimum thickness of the fixed elements. Is the sum of: the minimum thickness of the substrate and the minimum thickness of the steel sheet tested with specific screw type.

h max – when fixing steel sheets to steel substrate is maximum thickness of the fixed elements. Is the sum of: the thickness of the substrate, the thickness of the steel sheet and the thickness of components located between the substrate and steel sheet or the thickness of the air gap.

TECHNICAL SPECIFICATIONS:

Fastener designation	Steel sheet thickness ¹⁾ , [mm]	Characteristic shear load*, [kN]											Wood class ≥ C24 ²⁾	
		Steel substrate thickness ¹⁾ , [mm]												
		0,63	0,70	0,75	0,80	0,88	1,00	1,15	1,25	1,50	2,00	3,00		
Drill diameter d ₂ [mm]		3,00		3,50		4,50			5,00	5,30				
ESTS-0A-Z-Z19 6,5	0,50	2,52	2,52	2,52	2,52	2,52	2,52	2,52	2,52	2,52	2,52	2,52	2,52	2,52
	0,55	2,52	2,52	2,52	2,52	2,52	2,52	2,52	2,52	2,52	2,52	2,52	2,52	2,52
	0,60	3,16	3,16	3,16	3,16	3,16	3,16	3,16	3,16	3,16	3,16	3,16	3,16	3,16
	0,63	3,16	3,16	3,16	3,16	3,16	3,16	3,16	3,16	3,16	3,16	3,16	3,16	3,16
	0,70	3,16	3,16	3,16	3,16	3,16	3,16	3,16	3,16	3,16	3,16	3,16	3,16	3,16
	0,75	3,16	3,16	3,16	3,16	3,16	3,16	3,16	3,16	3,16	3,16	3,16	3,16	3,16
	0,80	3,16	3,16	3,16	3,16	3,16	3,16	3,16	3,16	3,16	3,16	3,16	3,16	3,16
	0,88	3,16	3,16	3,16	3,16	3,16	3,16	3,16	3,16	3,16	3,16	3,16	3,16	3,16
	1,00	3,16	3,16	3,16	3,16	3,16	3,16	3,16	3,16	3,16	3,16	3,16	3,16	3,16

Fastener designation	Steel sheet thickness ¹⁾ , [mm]	Characteristic tension load*, [kN]											Wood class ≥ C24 ²⁾
		Steel substrate thickness ¹⁾ , [mm]											
		0,63	0,70	0,75	0,80	0,88	1,00	1,15	1,25	1,50	2,00	3,00	
Drill diameter d ₂ [mm]		3,00		3,50		4,50			5,00	5,30			
ESTS-0A-Z-Z19 6,5	0,50	0,68	0,68	0,95	0,95	0,95	1,39	1,39	1,39	1,57	2,00	2,00	1,61
	0,55	0,68	0,68	0,95	0,95	0,95	1,39	1,39	1,39	1,57	2,00	2,00	1,61
	0,60	0,68	0,68	0,95	0,95	0,95	1,39	1,39	1,39	1,57	2,00	2,00	1,61
	0,63	0,68	0,68	0,95	0,95	0,95	1,39	1,39	1,39	1,57	2,00	2,00	1,61
	0,70	0,68	0,68	0,95	0,95	0,95	1,39	1,39	1,39	1,57	2,00	2,00	1,61
	0,75	0,68	0,68	0,95	0,95	0,95	1,39	1,39	1,39	1,57	2,00	2,00	1,61
	0,80	0,68	0,68	0,95	0,95	0,95	1,39	1,39	1,39	1,57	2,00	2,00	1,61
	0,88	0,68	0,68	0,95	0,95	0,95	1,39	1,39	1,39	1,57	2,00	2,00	1,61
	1,00	0,68	0,68	0,95	0,95	0,95	1,39	1,39	1,39	1,57	2,00	2,00	1,61

¹⁾ Steel grade S280GD, S320GD or S350GD according to EN 10346


²⁾ Construction wood according to PN-EN 14081-1+A1:2011, class C24 according to PN-EN 338:2011

* In order to determine the design resistance characteristic value should be divided by a safety factor of 1.33

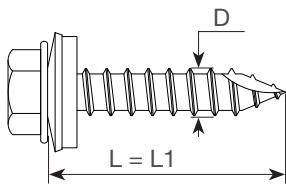
Metal members self-tapping screws

ESTS-0A-Z-Z16

Self-tapping screw **for fixing steel sheets to wooden and thin steel substrate**



Product key	DxL	L1	h min	h max	h min	h max	Max. drilling capacity	Head size	Washer diameter	Single box	Outer carton
			steel sheet/steel		steel sheet/wood						
			mm	mm	mm	mm					
ESTS-0A-Z-Z16-65019	6,5 x 19	FULL	0,50 + 0,63	2	-	-	-	3/8"	16	250	3000
ESTS-0A-Z-Z16-65025	6,5 x 25	FULL	0,50 + 0,63	8	-	-	-	3/8"	16	250	3000
ESTS-0A-Z-Z16-65032	6,5 x 32	FULL	0,50 + 0,63	15	-	-	-	3/8"	16	250	3000
ESTS-0A-Z-Z16-65038	6,5 x 38	FULL	0,50 + 0,63	21	-	-	-	3/8"	16	250	3000
ESTS-0A-Z-Z16-65050	6,5 x 50	FULL	0,50 + 0,63	33	0,50	10	-	3/8"	16	100	1200
ESTS-0A-Z-Z16-65064	6,5 x 64	FULL	0,50 + 0,63	47	0,50	24	-	3/8"	16	100	1200
ESTS-0A-Z-Z16-65075	6,5 x 75	FULL	0,50 + 0,63	58	0,50	35	-	3/8"	16	100	1200



MATERIALS:

- Screws are made of low carbon steel surface-hardened and galvanized to 12 microns
- Washer is made of zinc coated steel with vulcanized EPDM layer
- Screw heads and washers may be coated with lacquer coating

INSTALLATION:

- Maximum tapping capacity in steel **up to 5 mm**
- Anchoring depth in wood **40 mm**
- For installation, use screwdrivers with a maximum speed of 1200 rpm with regulated torque

CERTIFICATES:

- ETA-16/0739

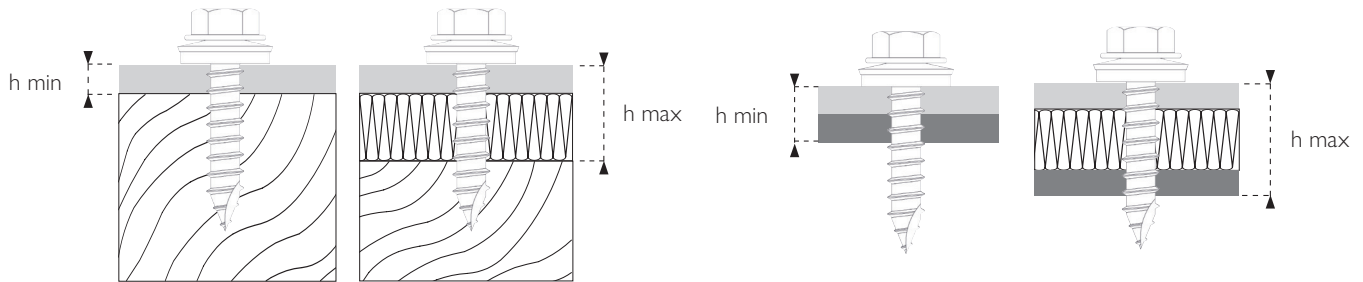


TAPPING UP TO 5 MM

CORROSIVITY CATEGORY

C2

MAXIMUM AND MINIMUM THICKNESS OF FIXED ELEMENTS:



h min – when fixing steel sheets to wooden substrate is the minimum thickness of the steel sheet that can be fixed.

h max – when fixing steel sheets to wooden substrate is the maximum thickness of the fixed elements. Is the sum of: the thickness of the steel sheet and the thickness of components located between the substrate and steel sheet or the thickness of the air gap. Embedment depth in wood was already counted.

h min – when fixing steel sheets to steel substrate is minimum thickness of the fixed elements. Is the sum of: the minimum thickness of the substrate and the minimum thickness of the steel sheet tested with specific screw type.

h max – when fixing steel sheets to steel substrate is maximum thickness of the fixed elements. Is the sum of: the thickness of the substrate, the thickness of the steel sheet and the thickness of components located between the substrate and steel sheet or the thickness of the air gap.

TECHNICAL SPECIFICATIONS:

Fastener designation	Steel sheet thickness ¹⁾ , [mm]	Characteristic shear load*, [kN]											Wood class ≥ C24 ²⁾
		Steel substrate thickness ¹⁾ , [mm]											
		0,63	0,70	0,75	0,80	0,88	1,00	1,15	1,25	1,50	2,00	3,00	
Drill diameter d ₀ [mm]		3,00		3,50		4,50			5,00	5,30			
ESTS-0A-Z-Z16 6,5	0,50	2,52	2,52	2,52	2,52	2,52	2,52	2,52	2,52	2,52	2,52	2,52	2,52
	0,55	2,52	2,52	2,52	2,52	2,52	2,52	2,52	2,52	2,52	2,52	2,52	2,52
	0,60	3,16	3,16	3,16	3,16	3,16	3,16	3,16	3,16	3,16	3,16	3,16	3,16
	0,63	3,16	3,16	3,16	3,16	3,16	3,16	3,16	3,16	3,16	3,16	3,16	3,16
	0,70	3,16	3,16	3,16	3,16	3,16	3,16	3,16	3,16	3,16	3,16	3,16	3,16
	0,75	3,16	3,16	3,16	3,16	3,16	3,16	3,16	3,16	3,16	3,16	3,16	3,16
	0,80	3,16	3,16	3,16	3,16	3,16	3,16	3,16	3,16	3,16	3,16	3,16	3,16
	0,88	3,16	3,16	3,16	3,16	3,16	3,16	3,16	3,16	3,16	3,16	3,16	3,16
1,00	3,16	3,16	3,16	3,16	3,16	3,16	3,16	3,16	3,16	3,16	3,16	3,16	

Fastener designation	Steel sheet thickness ¹⁾ , [mm]	Characteristic tension load*, [kN]											Wood class ≥ C24 ²⁾
		Steel substrate thickness ¹⁾ , [mm]											
		0,63	0,70	0,75	0,80	0,88	1,00	1,15	1,25	1,50	2,00	3,00	
Drill diameter d ₀ [mm]		3,00		3,50		4,50			5,00	5,30			
ESTS-0A-Z-Z16 6,5	0,50	0,68	0,68	0,95	0,95	0,95	1,39	1,39	1,39	1,57	2,00	2,00	1,61
	0,55	0,68	0,68	0,95	0,95	0,95	1,39	1,39	1,39	1,57	2,00	2,00	1,61
	0,60	0,68	0,68	0,95	0,95	0,95	1,39	1,39	1,39	1,57	2,00	2,00	1,61
	0,63	0,68	0,68	0,95	0,95	0,95	1,39	1,39	1,39	1,57	2,00	2,00	1,61
	0,70	0,68	0,68	0,95	0,95	0,95	1,39	1,39	1,39	1,57	2,00	2,00	1,61
	0,75	0,68	0,68	0,95	0,95	0,95	1,39	1,39	1,39	1,57	2,00	2,00	1,61
	0,80	0,68	0,68	0,95	0,95	0,95	1,39	1,39	1,39	1,57	2,00	2,00	1,61
	0,88	0,68	0,68	0,95	0,95	0,95	1,39	1,39	1,39	1,57	2,00	2,00	1,61
1,00	0,68	0,68	0,95	0,95	0,95	1,39	1,39	1,39	1,57	2,00	2,00	1,61	

¹⁾ Steel grade S280GD, S320GD or S350GD according to EN 10346

²⁾ construction wood according to PN-EN 14081-1+A1:2011, class C24 according to PN-EN 338:2011

* In order to determine the design resistance characteristic value should be divided by a safety factor of 1.33

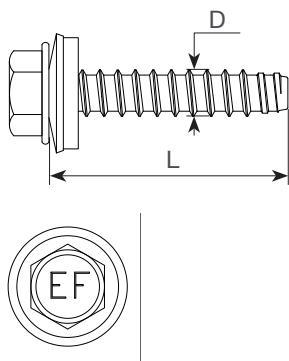
Metal members self-tapping screws

ESTS-0B-P-A16

Self-tapping screws for fixing steel sheets to the steel substrate



Product key	DxL	h min	h max	Max. drilling capacity	Head size	Washer diameter	Single box	Outer carton
	mm	mm	mm	mm	mm	mm	pcs.	pcs.
ESTS-0B-P-A16-63025	6,3 x 25	0,50 + 2,00	17	20	10	16	250	3000



MATERIALS:

- Screws are made of low carbon steel surface-hardened and coated with a PREMIUM type coating of 500 hours resistance in salt spray test
- Washer is made of aluminium with vulcanized EPDM layer
- Screw heads and washers may be coated with lacquer coating

INSTALLATION:

- Maximum tapping capacity in steel **up to 20 mm**
- For installation, use screwdrivers with a maximum speed of 1200 rpm with regulated torque

CERTIFICATES:

- ETA-16/0739

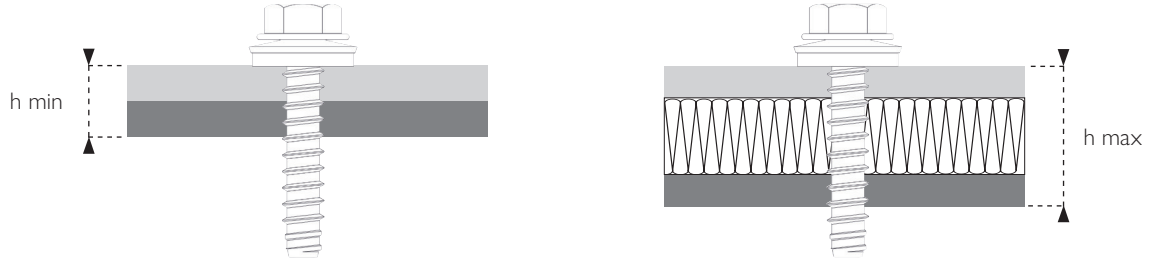


TAPPING UP TO 20 MM

CORROSIVITY CATEGORY

C3

MAXIMUM AND MINIMUM THICKNESS OF FIXED ELEMENTS:



h min – minimum thickness of the fixed elements. Is the sum of: the minimum thickness of the substrate and the minimum thickness of the steel sheet tested with specific screw type.

h max – maximum thickness of the fixed elements. Is the sum of: the thickness of the substrate, the thickness of the steel sheet and the thickness of components located between the substrate and steel sheet or the thickness of the air gap.

Fastener designation	Steel sheet thickness ¹⁾ , [mm]	Characteristic shear load*, [kN]								Wood class ≥ C24
		Steel substrate thickness ¹⁾ , [mm]								
		2,00	3,00	4,00	5,00	6,00	8,00	10,00	12,00	
Drill diameter d _o [mm]		5,30			5,50		5,70			
ESTS-OB-P-A16 6,3	0,50	1,28	1,28	1,28	1,46	1,46	1,46	1,46	1,46	-
	0,55	1,28	1,28	1,28	1,46	1,46	1,46	1,46	1,46	-
	0,60	1,28	1,28	1,28	1,46	1,46	1,46	1,46	1,46	-
	0,63	1,28	1,28	1,28	1,46	1,46	1,46	1,46	1,46	-
	0,70	1,28	1,28	1,28	1,46	1,46	1,46	1,46	1,46	-
	0,75	1,91	1,91	1,91	2,15	2,15	2,15	2,15	2,15	-
	0,80	1,91	1,91	1,91	2,15	2,15	2,15	2,15	2,15	-
	0,88	1,91	1,91	1,91	2,15	2,15	2,15	2,15	2,15	-
	1,00	2,76	2,76	2,76	3,04	3,04	3,04	3,04	3,04	-

Fastener designation	Steel sheet thickness ¹⁾ , [mm]	Characteristic tension load*, [kN]								Wood class ≥ C24
		Steel substrate thickness ¹⁾ , [mm]								
		2,00	3,00	4,00	5,00	6,00	8,00	10,00	12,00	
Drill diameter d _o [mm]		5,30			5,50		5,70			
ESTS-OB-P-A16 6,3	0,50	2,18	2,18	2,18	2,18	2,18	2,18	2,18	2,18	-
	0,55	2,18	2,18	2,18	2,18	2,18	2,18	2,18	2,18	-
	0,60	2,18	2,18	2,18	2,18	2,18	2,18	2,18	2,18	-
	0,63	3,47	3,47	3,47	3,47	3,47	3,47	3,47	3,47	-
	0,70	3,47	3,47	3,47	3,47	3,47	3,47	3,47	3,47	-
	0,75	3,72	3,72	3,72	3,72	3,72	3,72	3,72	3,72	-
	0,80	3,72	3,72	3,72	3,72	3,72	3,72	3,72	3,72	-
	0,88	3,72	3,72	3,72	3,72	3,72	3,72	3,72	3,72	-
	1,00	4,25	4,64	4,64	4,64	4,64	4,64	4,64	4,64	-


¹⁾ Steel grade S280GD, S320GD or S350GD according to EN 10346

* In order to determine the design resistance characteristic value should be divided by a safety factor of 1.33

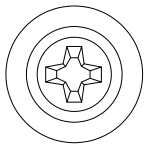
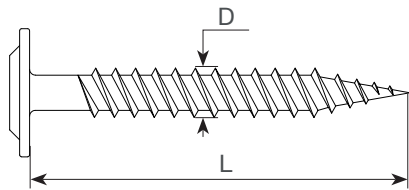
Metal members self-tapping screws

ESTS-WH-0-Z

Self-tapping screws for fixing thin steel sheets to steel and wooden substrate



Product key	DxL	h min	h max	h min	h max	Max. drilling capacity	Head size	Washer diameter	Single box	Outer carton
		steel sheet/wood		steel sheet/steel						
	mm	mm	mm	mm	mm	mm	mm	mm	pcs.	pcs.
ESTS-WH-0-Z-42014	4,2 x 14	-	-	2 x 0,50	3	2 x 0,88	12/PH2	-	1000	12000
ESTS-WH-0-Z-42016	4,2 x 16	-	-	2 x 0,50	5	2 x 0,88	12/PH2	-	500	6000
ESTS-WH-0-Z-42019	4,2 x 19	0,50	2	2 x 0,50	8	2 x 0,88	12/PH2	-	500	6000
ESTS-WH-0-Z-42025	4,2 x 25	0,50	8	2 x 0,50	14	2 x 0,88	12/PH2	-	500	6000
ESTS-WH-0-Z-42030	4,2 x 30	0,50	13	2 x 0,50	19	2 x 0,88	12/PH2	-	500	6000
ESTS-WH-0-Z-42038	4,2 x 38	0,50	21	2 x 0,50	27	2 x 0,88	12/PH2	-	250	3000



MATERIALS:

- Screws are made of low carbon steel surface-hardened and galvanized to 8 microns
- Screw heads may be coated with lacquer coating

INSTALLATION:

- Maximum drilling capacity in steel **up to 2x0,88 mm**
- For installation, use screwdrivers with a maximum speed of 2200 rpm with regulated torque

CERTIFICATES:

- ETA-16/0739

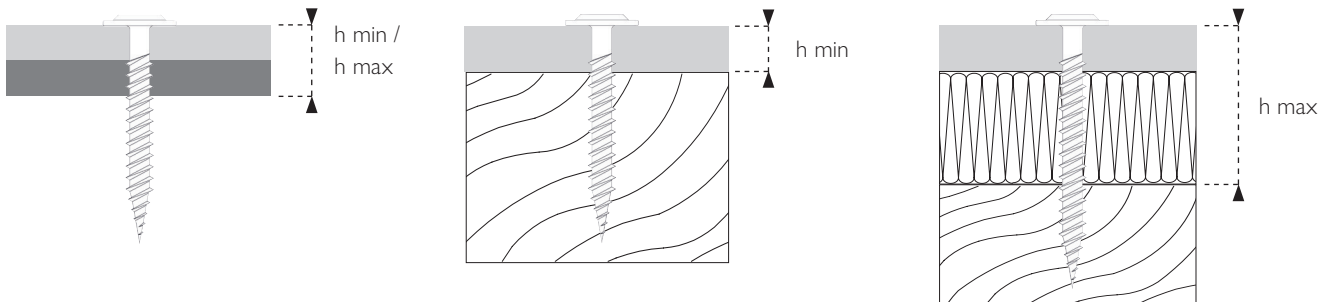


DRILLING CAPACITY 2 X 0,88 MM

CORROSIVITY CATEGORY

C2

MAXIMUM AND MINIMUM THICKNESS OF FIXED ELEMENTS:



h min – when connecting steel sheets together is the minimum thickness of those sheets. when connecting steel sheets to wooden substrate is the minimum thickness of the steel sheet that can be fixed.

h max – when connecting steel sheets together is the maximum thickness of those sheets. when connecting steel sheets to wooden substrate is the maximum thickness of the fixed elements. Is the sum of: the thickness of the steel sheet and the thickness of components located between the substrate and steel sheet or the thickness of the air gap. The minimum embedment depth in wood was already counted.

TECHNICAL SPECIFICATIONS:

Fastener designation	Steel sheet thickness ¹⁾ , [mm]	Characteristic shear load*, [kN]									
		Steel substrate thickness ¹⁾ , [mm]								Wood class ≥ C24 ²⁾	
		0,50	0,55	0,60	0,63	0,70	0,75	0,80	0,88		
ESTS-WH-0-Z 4,2	0,50	0,94	0,94	0,94	0,94	0,94	0,94	0,94	0,94	0,94	0,94
	0,55	0,94	0,94	0,94	0,94	0,94	0,94	0,94	0,94	0,94	0,94
	0,60	0,94	0,94	0,94	0,94	0,94	0,94	0,94	0,94	0,94	0,94
	0,63	0,94	0,94	0,94	0,94	0,94	0,94	0,94	0,94	0,94	0,94
	0,70	0,94	0,94	0,94	0,94	0,94	0,94	0,94	0,94	0,94	0,94
	0,75	0,94	0,94	0,94	0,94	0,94	0,94	0,94	0,94	0,94	0,94
	0,80	0,94	0,94	0,94	0,94	0,94	0,94	0,94	0,94	0,94	0,94
	0,88	0,94	0,94	0,94	0,94	0,94	0,94	0,94	0,94	0,94	0,94

Fastener designation	Steel sheet thickness ¹⁾ , [mm]	Characteristic tension load*, [kN]									
		Steel substrate thickness ¹⁾ , [mm]								Wood class ≥ C24 ²⁾	
		0,50	0,55	0,60	0,63	0,70	0,75	0,80	0,88		
ESTS-WH-0-Z 4,2	0,50	0,71	0,71	0,71	0,71	0,71	0,71	0,71	0,71	0,71	0,95
	0,55	0,71	0,71	0,71	0,71	0,71	0,71	0,71	0,71	0,71	0,95
	0,60	0,71	0,71	0,71	0,71	0,71	0,71	0,71	0,71	0,71	0,95
	0,63	0,71	0,71	0,71	0,71	0,71	0,71	0,71	0,71	0,71	0,95
	0,70	0,71	0,71	0,71	0,71	0,71	0,71	0,71	0,71	0,71	0,95
	0,75	0,71	0,71	0,71	0,71	0,71	0,71	0,71	0,71	0,71	0,95
	0,80	0,71	0,71	0,71	0,71	0,71	0,71	0,71	0,71	0,71	0,95
	0,88	0,71	0,71	0,71	0,71	0,71	0,71	0,71	0,71	0,71	0,95

¹⁾ Steel grade S280GD, S320GD or S350GD according to EN 10346

²⁾ Construction wood according to EN 14081-1, class C24 according to EN 338

* In order to determine the design resistance characteristic value should be divided by a safety factor of 1.33

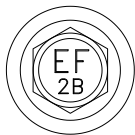
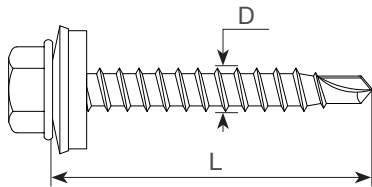
Roof tiles self-drilling screws

EFS-2-B-S14

Self-drilling bi-metal screw **for fixing roof tiles to wooden substrate**



Product key	DxL	h min	h max	Max. drilling capacity	Head size	Diameter	Single box	Outer carton
		steel sheet/wood						
	mm	mm	mm	mm	mm	mm	pcs.	pcs.
EFS-2-B-S14-48035	4,8 x 35	0,50	12	2 x 1,00	8	14	250	3000



When screws are going to be used in corrosivity category C4, always contact Eurofast for proper usage confirmation.

MATERIALS:

- Screws are made of stainless steel. Drilling point made of alloy steel
- Washer is made of stainless steel with vulcanized EPDM layer
- Screw heads and washers may be coated with lacquer coating

INSTALLATION:

- Maximum drilling capacity in steel **up to 2x1,00 mm**
- For installation, use screwdrivers with a maximum speed of 1800 rpm with regulated torque

CERTIFICATES:

- ETA-16/0739

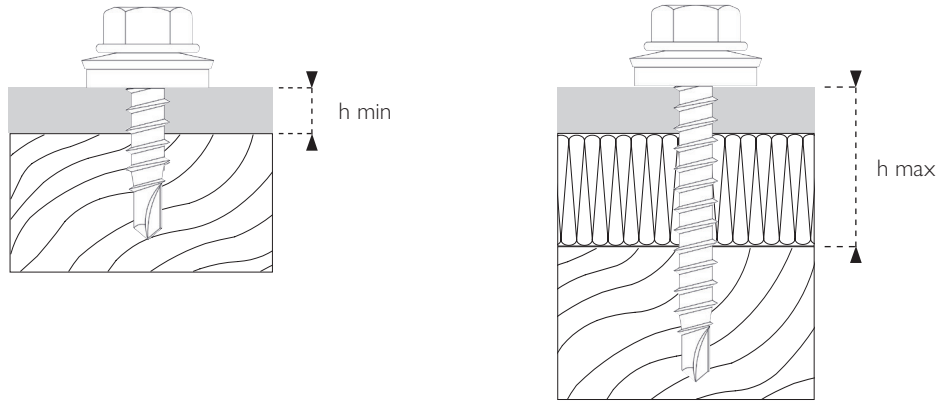


DRILLING CAPACITY 2 X 1,00 MM

CORROSIVITY CATEGORY

C4

MAXIMUM AND MINIMUM THICKNESS OF FIXED ELEMENTS:



h min – when connecting steel sheets to wooden substrate is the minimum thickness of the steel sheet that can be fixed.

h max – when connecting steel sheets to wooden substrate is the maximum thickness of the fixed elements. Is the sum of: the thickness of the steel sheet and the thickness of components located between the substrate and steel sheet or the thickness of the air gap. The minimum embedment depth in wood was already counted.

TECHNICAL SPECIFICATIONS:

Fastener designation	Steel sheet thickness ¹⁾ , [mm]	Characteristic shear load*, [kN]										
		Steel substrate thickness ¹⁾ , [mm]										Wood class \geq C24 ²⁾
		0,50	0,55	0,60	0,63	0,70	0,75	0,80	0,88	1,00		
EFS-2-B-S14 4,8	1,92	1,92	1,92	1,92	1,92	1,92	1,92	1,92	1,92	1,92	1,92	1,92
	1,92	1,92	1,92	1,92	1,92	1,92	1,92	1,92	1,92	1,92	1,92	1,92
	1,92	1,92	1,92	1,92	1,92	1,92	1,92	1,92	1,92	1,92	1,92	1,92
	2,15	1,92	1,92	1,92	2,15	2,15	2,15	2,15	2,15	2,15	2,15	2,15
	2,15	1,92	1,92	1,92	2,15	2,15	2,15	2,15	2,15	2,15	2,15	2,15
	3,52	1,92	1,92	1,92	2,15	2,15	3,52	3,52	3,52	3,52	3,52	3,52
	3,52	1,92	1,92	1,92	2,15	2,15	3,52	3,52	3,52	3,52	3,52	3,52
	3,52	1,92	1,92	1,92	2,15	2,15	3,52	3,52	3,52	3,52	3,52	3,52

Fastener designation	Steel sheet thickness ¹⁾ , [mm]	Characteristic tension load*, [kN]										
		Steel substrate thickness ¹⁾ , [mm]										Wood class \geq C24 ²⁾
		0,50	0,55	0,60	0,63	0,70	0,75	0,80	0,88	1,00		
EFS-2-B-S14 4,8	0,50	0,62	0,62	0,62	0,81	0,81	0,92	0,92	0,92	1,67	1,35	
	0,55	0,62	0,62	0,62	0,81	0,81	0,92	0,92	0,92	1,67	1,35	
	0,60	0,62	0,62	0,62	0,81	0,81	0,92	0,92	0,92	1,67	1,35	
	0,63	0,62	0,62	0,62	0,81	0,81	0,92	0,92	0,92	1,67	1,35	
	0,70	0,62	0,62	0,62	0,81	0,81	0,92	0,92	0,92	1,67	1,35	
	0,75	0,62	0,62	0,62	0,81	0,81	0,92	0,92	0,92	1,67	1,35	
	0,80	0,62	0,62	0,62	0,81	0,81	0,92	0,92	0,92	1,67	1,35	
	0,88	0,62	0,62	0,62	0,81	0,81	0,92	0,92	0,92	1,67	1,35	
	1,00	0,62	0,62	0,62	0,81	0,81	0,92	0,92	0,92	1,67	1,35	

¹⁾ Steel grade S280GD, S320GD or S350GD according to EN 10346


²⁾ Construction wood according to EN 14081-1, class C24 according to EN 338

* In order to determine the design resistance characteristic value should be divided by a safety factor of 1.33

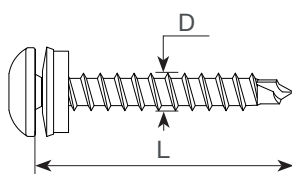
Roof tiles self-drilling screws

EFS-PH-2-P-A12 (EFS-PH-2-P-A11)

Self-drilling screw **for fixing roof tiles to wooden substrate**



Product key	DxL	h min	h max	h min	h max	Max. drilling capacity	Head size	Washer diameter	Single box	Outer carton
		steel sheet/wood		steel sheet/steel sheet						
	mm	mm	mm	mm	mm	mm	-	mm	pcs.	pcs.
EFS-PH-2-P-A12-48020	4,8 x 20	-	-	2 x 0,50	2 x 1,00	2 x 1,00	8	12	250	3000
EFS-PH-2-P-A12-48035	4,8 x 35	0,50	12	-	-	2 x 1,00	8	12	250	3000
EFS-PH-2-P-A11-48020	4,8 x 20	-	-	2 x 0,50	2 x 1,00	2 x 1,00	8	11	250	3000
EFS-PH-2-P-A11-48035	4,8 x 35	0,50	12	-	-	2 x 1,00	8	11	250	3000



MATERIALS:

- Screws are made of low carbon steel surface-hardened and coated with a PREMIUM type coating of 500 hours resistance in salt spray test
- Washer is made of aluminium with vulcanized EPDM layer
- Screw heads and washers may be coated with lacquer coating

INSTALLATION:

- Maximum drilling capacity in steel **up to 2x1,00 mm**
- For installation, use screwdrivers with a maximum speed of 1800 rpm with regulated torque

CERTIFICATES:

- ETA-16/0739



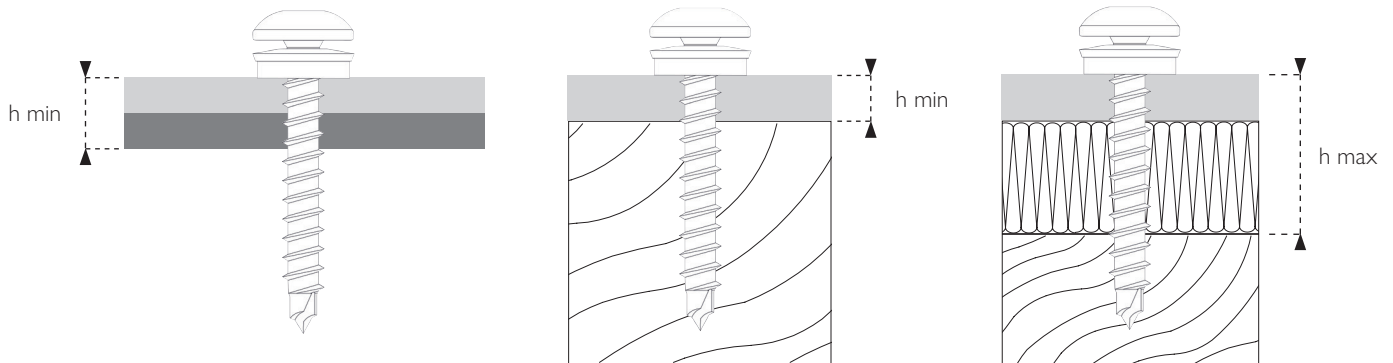
Utility model application No. W.124181

DRILLING CAPACITY 2 X 1,00 MM

CORROSIVITY CATEGORY

C3

MAXIMUM AND MINIMUM THICKNESS OF FIXED ELEMENTS:



h min – when connecting steel sheets together is the minimum thickness of those sheets. when connecting steel sheets to wooden substrate is the minimum thickness of the steel sheet that can be fixed.

h max – when connecting steel sheets together is the maximum thickness of those sheets. when connecting steel sheets to wooden substrate is the maximum thickness of the fixed elements. Is the sum of: the thickness of the steel sheet and the thickness of components located between the substrate and steel sheet or the thickness of the air gap. The minimum embedment depth in wood was already counted.

TECHNICAL SPECIFICATIONS:

Fastener designation	Steel sheet thickness ¹⁾ , [mm]	Characteristic shear load*, [kN]										
		Steel substrate thickness ¹⁾ , [mm]										Wood class ≥ C24 ²⁾
		0,50	0,55	0,60	0,63	0,70	0,75	0,80	0,88	1,00		
EFS-PH-2-P-A12 (EFS-PH-2-P-A11) 4,8	0,50	1,28	1,28	1,28	1,28	1,28	1,28	1,28	1,28	1,28	1,28	1,28
	0,55	1,28	1,28	1,28	1,28	1,28	1,28	1,28	1,28	1,28	1,28	1,28
	0,60	1,28	1,28	1,28	1,28	1,28	1,28	1,28	1,28	1,28	1,28	1,28
	0,63	1,28	1,28	1,28	1,56	1,56	1,56	1,56	1,56	1,56	1,56	1,56
	0,70	1,28	1,28	1,28	1,56	1,56	1,56	1,56	1,56	1,56	1,56	1,56
	0,75	1,28	1,28	1,28	1,56	1,56	2,30	2,30	2,30	2,30	2,30	2,30
	0,80	1,28	1,28	1,28	1,56	1,56	2,30	2,30	2,30	2,30	2,30	2,30
	0,88	1,28	1,28	1,28	1,56	1,56	2,30	2,30	2,30	2,30	2,30	2,30
1,00	1,28	1,28	1,28	1,56	1,56	2,30	2,30	2,30	2,95	2,95	2,95	

Fastener designation	Steel sheet thickness ¹⁾ , [mm]	Characteristic tension load*, [kN]										
		Steel substrate thickness ¹⁾ , [mm]										Wood class ≥ C24 ²⁾
		0,50	0,55	0,60	0,63	0,70	0,75	0,80	0,88	1,00		
EFS-PH-2-P-A12 (EFS-PH-2-P-A11) 4,8	0,50	0,70	0,70	0,70	0,70	0,70	0,70	0,70	0,70	0,70	0,70	1,23
	0,55	0,70	0,70	0,70	0,70	0,70	0,70	0,70	0,70	0,70	0,70	1,23
	0,60	0,70	0,70	0,70	0,70	0,70	0,70	0,70	0,70	0,70	0,70	1,23
	0,63	0,75	0,75	0,75	0,79	0,79	0,79	0,79	0,79	0,79	0,79	1,23
	0,70	0,75	0,75	0,75	0,79	0,79	0,79	0,79	0,79	0,79	0,79	1,23
	0,75	0,75	0,75	0,75	0,92	0,92	1,05	1,05	1,05	1,05	1,05	1,23
	0,80	0,75	0,75	0,75	0,92	0,92	1,05	1,05	1,05	1,05	1,05	1,23
	0,88	0,75	0,75	0,75	0,92	0,92	1,05	1,05	1,05	1,05	1,05	1,23
1,00	0,75	0,75	0,75	0,92	0,92	1,27	1,27	1,27	1,40	1,40	1,23	

¹⁾ Steel grade S280GD, S320GD or S350GD according to EN 10346

²⁾ Construction wood according to EN 14081-1, class C24 according to EN 338

* In order to determine the design resistance characteristic value should be divided by a safety factor of 1.33

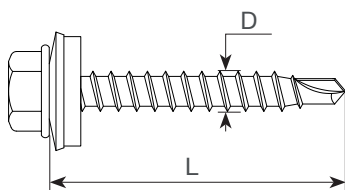
Roof tiles self-drilling screws

EFS-2-P-A14

Self-drilling screw for fixing roof tiles to wooden substrate



Product key	DxL	h min	h max	h min	h max	Max. drilling capacity	Head size	Washer diameter	Single box	Outer carton
		steel sheet/wood		steel sheet/steel sheet						
	mm	mm	mm	mm	mm	mm	-	mm	pcs.	pcs.
EFS-2-P-A14-48020	4,8 x 20	-	-	2 x 0,50	2 x 1,00	2 x 1,00	8	14	250	3000
EFS-2-P-A14-48028	4,8 x 28	-	-	2 x 0,50	2 x 1,00	2 x 1,00	8	14	250	3000
EFS-2-P-A14-48035	4,8 x 35	0,50	12	-	-	2 x 1,00	8	14	250	3000
EFS-2-P-A14-48050	4,8 x 50	0,50	27	-	-	2 x 1,00	8	14	100	1200
EFS-2-P-A14-48060	4,8 x 60	0,50	37	-	-	2 x 1,00	8	14	100	1200
EFS-2-P-A14-48070	4,8 x 70	0,50	47	-	-	2 x 1,00	8	14	100	1200



MATERIALS:

- Screws are made of low carbon steel surface-hardened and coated with a PREMIUM type coating of 500 hours resistance in salt spray test
- Washer is made of aluminium with vulcanized EPDM layer
- Screw heads and washers may be coated with lacquer coating

INSTALLATION:

- Maximum drilling capacity in steel **up to 2x1,00 mm**
- For installation, use screwdrivers with a maximum speed of 1800 rpm with regulated torque

CERTIFICATES:

- ETA-16/0739

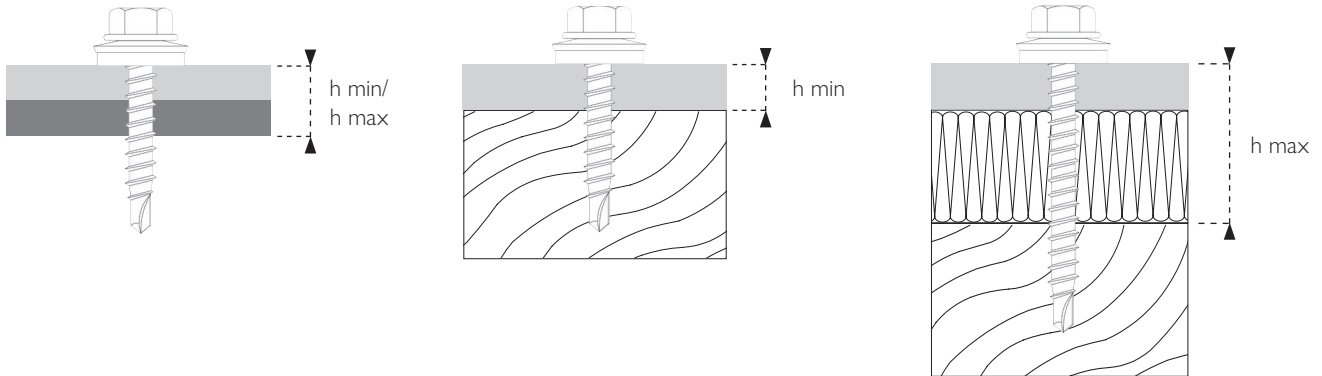


DRILLING CAPACITY 2 X 1,00 MM

CORROSIVITY CATEGORY

C3

MAXIMUM AND MINIMUM THICKNESS OF FIXED ELEMENTS:



h min – when connecting steel sheets together is the minimum thickness of those sheets. when connecting steel sheets to wooden substrate is the minimum thickness of the steel sheet that can be fixed.

h max – when connecting steel sheets together is the maximum thickness of those sheets. when connecting steel sheets to wooden substrate is the maximum thickness of the fixed elements. Is the sum of: the thickness of the steel sheet and the thickness of components located between the substrate and steel sheet or the thickness of the air gap. The minimum embedment depth in wood was already counted.

TECHNICAL SPECIFICATIONS:

Fastener designation	Steel sheet thickness ¹⁾ , [mm]	Characteristic shear load*, [kN]										
		Steel substrate thickness ¹⁾ , [mm]										Wood class ≥ C24 ²⁾
		0,50	0,55	0,60	0,63	0,70	0,75	0,80	0,88	1,00		
EFS-2-P-A14 4,8	0,50	1,92	1,92	1,92	1,92	1,92	1,92	1,92	1,92	1,92	1,92	1,92
	0,55	1,92	1,92	1,92	1,92	1,92	1,92	1,92	1,92	1,92	1,92	1,92
	0,60	1,92	1,92	1,92	1,92	1,92	1,92	1,92	1,92	1,92	1,92	1,92
	0,63	1,92	1,92	1,92	2,15	2,15	2,15	2,15	2,15	2,15	2,15	2,15
	0,70	1,92	1,92	1,92	2,15	2,15	2,15	2,15	2,15	2,15	2,15	2,15
	0,75	1,92	1,92	1,92	2,15	2,15	3,52	3,52	3,52	3,52	3,52	3,52
	0,80	1,92	1,92	1,92	2,15	2,15	3,52	3,52	3,52	3,52	3,52	3,52
	0,88	1,92	1,92	1,92	2,15	2,15	3,52	3,52	3,52	3,52	3,52	3,52
1,00	1,92	1,92	1,92	2,15	2,15	3,52	3,52	3,52	3,52	3,52	3,52	

Fastener designation	Steel sheet thickness ¹⁾ , [mm]	Characteristic tension load*, [kN]										
		Steel substrate thickness ¹⁾ , [mm]										Wood class ≥ C24 ²⁾
		0,50	0,55	0,60	0,63	0,70	0,75	0,80	0,88	1,00		
EFS-2-P-A14 4,8	0,50	0,61	0,61	0,61	0,80	0,80	0,98	0,98	0,98	1,59	1,13	
	0,55	0,61	0,61	0,61	0,80	0,80	0,98	0,98	0,98	1,59	1,13	
	0,60	0,61	0,61	0,61	0,80	0,80	0,98	0,98	0,98	1,59	1,13	
	0,63	0,61	0,61	0,61	0,80	0,80	0,98	0,98	0,98	1,59	1,13	
	0,70	0,61	0,61	0,61	0,80	0,80	0,98	0,98	0,98	1,59	1,13	
	0,75	0,61	0,61	0,61	0,80	0,80	0,98	0,98	0,98	1,59	1,13	
	0,80	0,61	0,61	0,61	0,80	0,80	0,98	0,98	0,98	1,59	1,13	
	0,88	0,61	0,61	0,61	0,80	0,80	0,98	0,98	0,98	1,59	1,13	
1,00	0,61	0,61	0,61	0,80	0,80	0,98	0,98	0,98	1,59	1,13		

¹⁾ Steel grade S280GD, S320GD or S350GD according to EN 10346


²⁾ Construction wood according to EN 14081-1, class C24 according to EN 338

* In order to determine the design resistance characteristic value should be divided by a safety factor of 1.33

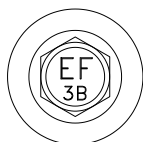
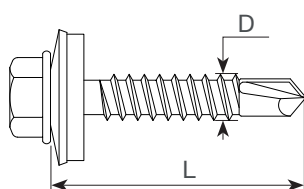
Ventilated facades self-drilling screws

EVFS-3-B-S16

Self-drilling bi-metal screw for fixing ventilated facades



Product key	DxL	h min	h max	Max. drilling capacity aluminium	Max. drilling capacity steel	Head size	Washer diameter	Single box	Outer carton
	mm	mm	mm	mm	mm	mm	mm	pcs.	pcs.
EVFS-3-B-S16-55038	5,5 x 38	3	23	5	3	8	16	100	1200
EVFS-3-B-S16-55050	5,5 x 50	3	35	5	3	8	16	100	1200
EVFS-3-B-S16-55065	5,5 x 65	35	50	5	3	8	16	100	1200
EVFS-3-B-S16-55080	5,5 x 80	50	65	5	3	8	16	100	1200



When screws are going to be used in corrosivity category C4, always contact Eurofast for proper usage confirmation.

MATERIALS:

- Screws are made of stainless steel. Drilling point made of alloy steel
- Washer is made of stainless steel with vulcanized EPDM layer
- Screw heads and washers may be coated with lacquer coating

INSTALLATION:

- Maximum drilling capacity in steel **3 mm**, in aluminium **5 mm**
- For installation, use screwdrivers with a maximum speed of 1200 rpm with regulated torque

CERTIFICATES:

- ETA-16/0739

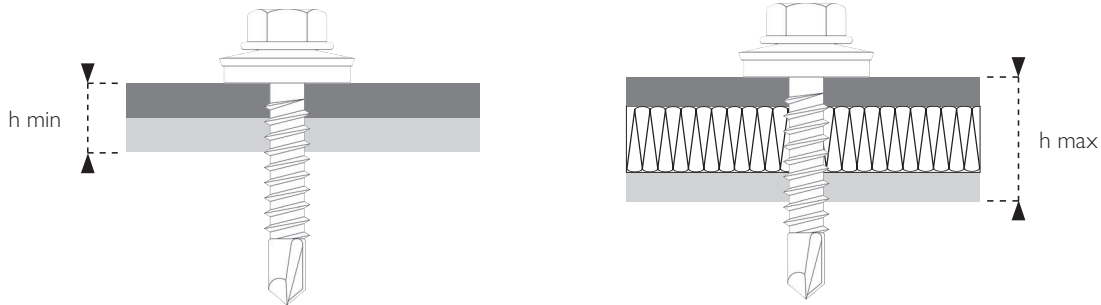


DRILLING CAPACITY 3 MM IN STEEL, 5 MM IN ALUMINIUM

CORROSIVITY CATEGORY

C4

MAXIMUM AND MINIMUM THICKNESS OF FIXED ELEMENTS:



h min – minimum thickness of the fixed elements. Is the sum of thickness of connected elements.

h max – maximum thickness of the fixed elements. Is the sum of: the thickness of the substrate, the thickness of the connected element and the thickness of components located between the substrate and connected element or the thickness of the air gap.

TECHNICAL SPECIFICATIONS:

Fastener designation	Aluminium sheet thickness ¹⁾ , [mm]	Characteristic shear load*, [kN]			
		Aluminium substrate thickness ¹⁾ , [mm]			
		1,50	2,00	2,50	3,00
EVFS-3-B-S16 5,5	1,50	1,18	1,87	1,87	3,64
	2,00	1,18	1,87	1,87	3,64
	2,50	1,18	1,87	1,87	3,64
	3,00	1,18	1,87	1,87	-

Fastener designation	Aluminium sheet thickness ¹⁾ , [mm]	Characteristic tension load*, [kN]			
		Aluminium substrate thickness ¹⁾ , [mm]			
		1,50	2,00	2,50	3,00
EVFS-3-B-S16 5,5	1,50	1,18	1,87	1,87	3,64
	2,00	1,18	1,87	1,87	3,64
	2,50	1,18	1,87	1,87	3,64
	3,00	1,18	1,87	1,87	-

¹⁾ Aluminium grade 1050A

* In order to determine the design resistance characteristic value should be divided by a safety factor of 1.33

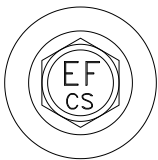
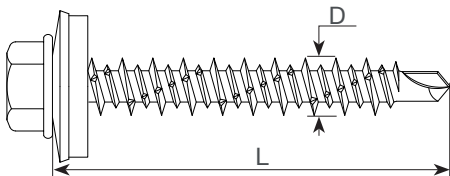
Metal member screws for wood and concrete

ESDS-CS2-P-A16

Self-drilling screw for fixing steel sheets to wood and concrete* substrate



Product key	DxL	h min	h max	h min	h max		Max. drilling capacity	Head size	Washer diameter	Single box	Outer carton
		steel/wood		steel/concrete							
		$h_{ef} = 40 \text{ mm}$		all	$h_{ef} = 30 \text{ mm}$	$h_{ef} = 40 \text{ mm}$					
mm	mm	mm	mm	mm	mm	mm	mm	mm	pcs.	pcs.	
ESDS-CS2-P-A16-63041	6,3 x 41	0,50	8	0,50	7	-	2 x 1,00	8	16	250	3000
ESDS-CS2-P-A16-63055	6,3 x 55	0,50	12	0,50	21	11	2 x 1,00	8	16	100	1200



MATERIALS:

- Screws are made of low carbon steel surface-hardened and coated with a PREMIUM type coating of 500 hours resistance in salt spray test
- Washer is made of aluminium with vulcanized EPDM layer
- Screw heads and washers may be coated with lacquer coating

INSTALLATION:

- Before installation in concrete perform an initial hole in diameter **5 or 5,5 mm***
- Anchoring depth in concrete **30 or 40 mm**
- Anchoring depth in wood **40 mm**
- Maximum drilling capacity in steel **up to 2x1,00 mm**
- For installation, use screwdrivers with a maximum speed of 100 rpm with regulated torque

* Screw is not covered by the ETA.
Reference shear and tension values on page 127 and 128

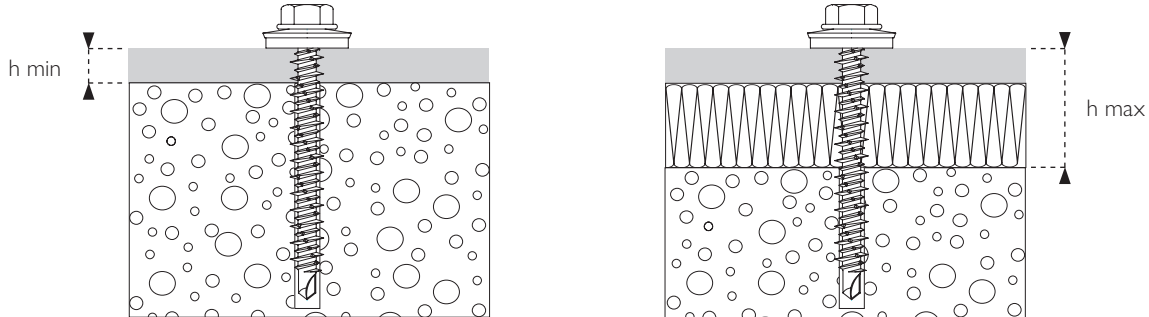
DRILLING CAPACITY 2 X 1,00 MM

CORROSIVITY CATEGORY

C3

REFERENCE VALUES NOT COVERED BY THE ETA

MAXIMUM AND MINIMUM THICKNESS OF FIXED ELEMENTS TO CONCRETE SUBSTRATE:



h min – when fixing steel sheets to concrete substrate is the minimum thickness of the steel sheet that can be fixed.

h max – when fixing steel sheets to concrete substrate is the maximum thickness of the fixed elements. Is the sum of: the thickness of the steel sheet and the thickness of components located between the substrate and steel sheet or the thickness of the air gap. Embedment depth in concrete was already counted. Depending on chosen embedment depth in concrete (due to required load capacity that was adopted for the calculation) values of h max are different.

TECHNICAL SPECIFICATIONS:

Fastener designation	Steel sheet thickness ²⁾ , [mm]	Characteristic shear load*, [kN]	
		Effective embedment depth in concrete $h_{ef}^{1)}$, [mm]	
		30,00	40,00
ESDS-CS2-P-A16 6,3	0,50	1,72 ³⁾	1,72 ³⁾
	0,55	1,72 ³⁾	1,72 ³⁾
	0,63	1,90 ³⁾	1,90 ³⁾
	0,75	2,69 ³⁾	2,69 ³⁾
	0,88	2,69 ³⁾	2,69 ³⁾
	1,00	3,10 ³⁾	3,10 ³⁾
	1,13	3,10 ³⁾	3,10 ³⁾
	1,25	3,10 ³⁾	3,10 ³⁾
	1,50	3,10 ³⁾	3,10 ³⁾
	1,75	3,10 ³⁾	3,10 ³⁾
2,00	3,10 ³⁾	3,10 ³⁾	

Fastener designation	Steel sheet thickness ²⁾ , [mm]	Characteristic tension load*, [kN]	
		Effective embedment depth in concrete $h_{ef}^{1)}$, [mm]	
		30,00	40,00
ESDS-CS2-P-A16 6,3	0,50	2,47 ⁴⁾	2,65 ³⁾
	0,55	2,47 ⁴⁾	2,65 ³⁾
	0,63	2,47 ⁴⁾	3,63 ⁴⁾
	0,75	2,47 ⁴⁾	4,27 ³⁾
	0,88	2,47 ⁴⁾	4,27 ³⁾
	1,00	2,47 ⁴⁾	4,75 ³⁾
	1,13	2,47 ⁴⁾	4,75 ³⁾
	1,25	2,47 ⁴⁾	4,75 ³⁾
	1,50	2,47 ⁴⁾	4,75 ³⁾
	1,75	2,47 ⁴⁾	4,75 ³⁾
2,00	2,47 ⁴⁾	4,75 ³⁾	

¹⁾ Concrete class C20/25 according to EN 206

²⁾ Steel grade S280GD, S320GD or S350GD according to EN 10346

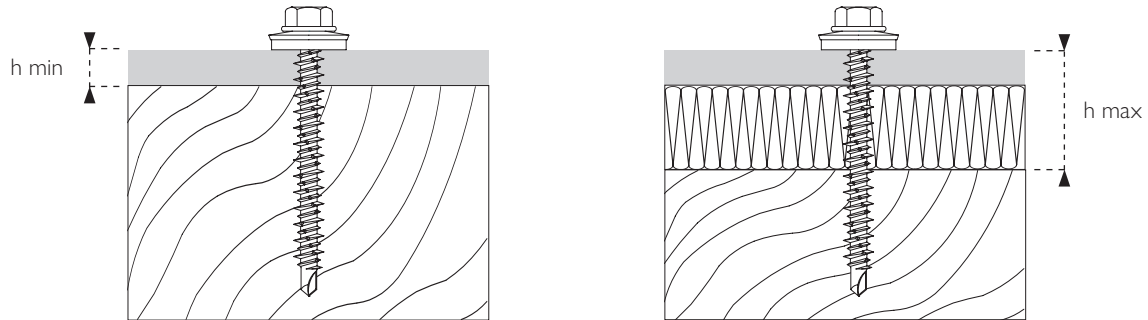
³⁾ Steel sheet damage or fastener pull-through

⁴⁾ Fastener pull out from the substrate

* In order to determine the design resistance characteristic value should be divided by a safety factor of 2,52 if fastener was pulled out from the substrate or 1,13 if steel sheet was damaged or fastener pull through

REFERENCE VALUES NOT COVERED BY THE ETA

MAXIMUM AND MINIMUM THICKNESS OF FIXED ELEMENTS TO WOODEN SUBSTRATE:



h min – when fixing steel sheets to wooden substrate is the minimum thickness of the steel sheet that can be fixed.

h max – when fixing steel sheets to wooden substrate is the maximum thickness of the fixed elements. Is the sum of: the thickness of the steel sheet and the thickness of components located between the substrate and steel sheet or the thickness of the air gap. Embedment depth in wood was already counted.

TECHNICAL SPECIFICATIONS:

Fastener designation	Steel sheet thickness ²⁾ , [mm]	Characteristic shear load*, [kN]
		Effective embedment depth in wood $h_{ef}^{1)}$, [mm]
ESDS-CS2-P-A16 6,3	0,50	1,72
	0,55	1,72
	0,63	1,90
	0,75	2,69
	0,88	2,69
	1,00	3,10
	1,13	3,10
	1,25	3,10
	1,50	3,10
	1,75	3,10
2,00	3,10	

Fastener designation	Steel sheet thickness ²⁾ , [mm]	Characteristic tension load*, [kN]
		Effective embedment depth in wood $h_{ef}^{1)}$, [mm]
ESDS-CS2-P-A16 6,3	0,50	2,54
	0,55	2,54
	0,63	3,41
	0,75	3,63
	0,88	3,63
	1,00	3,63
	1,13	3,63
	1,25	3,63
	1,50	3,63
	1,75	3,63
2,00	3,63	

¹⁾ Construction wood according to EN 14081-1, class C24 according to EN 338


²⁾ Steel grade S280GD, S320GD or S350GD according to EN 10346

* In order to determine the design resistance characteristic value should be divided by a safety factor of 1.33

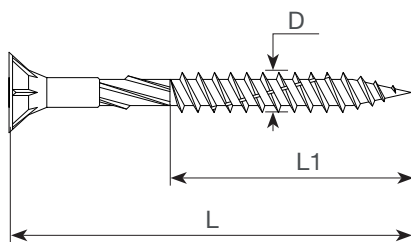
Wood construction screws

EWCS-CSK-C08-Z

Screw for **connecting wood construction elements**



Product key	DxL	L1	h min	h max	Max. drilling capacity	Head size	Diameter	Single box	Outer carton
			steel/wood						
			mm	mm					
EWCS-CSK-C08-Z-40020	4,0 x 20	FULL	-	-	-	CSK T20	-	200	-
EWCS-CSK-C08-Z-40025	4,0 x 25	FULL	-	-	-	CSK T20	-	200	-
EWCS-CSK-C08-Z-40030	4,0 x 30	14	-	-	-	CSK T20	-	200	-
EWCS-CSK-C08-Z-40035	4,0 x 35	20	-	-	-	CSK T20	-	200	-
EWCS-CSK-C08-Z-40040	4,0 x 40	24	-	-	-	CSK T20	-	200	-
EWCS-CSK-C08-Z-40045	4,0 x 45	30	-	-	-	CSK T20	-	200	-
EWCS-CSK-C08-Z-40050	4,0 x 50	30	-	-	-	CSK T20	-	200	-
EWCS-CSK-C08-Z-40060	4,0 x 60	36	-	-	-	CSK T20	-	200	-
EWCS-CSK-C08-Z-40070	4,0 x 70	42	-	-	-	CSK T20	-	200	-



MATERIALS:

- Screws are made of low carbon steel surface-hardened and galvanized to 3 microns

INSTALLATION:

- For installation, use screwdrivers with a maximum speed of 1200 rpm with regulated torque

CERTIFICATES:


- EN 14592



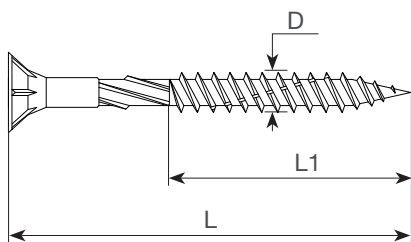
Wood construction screws

EWCS-CSK-C09-Z

Screw for **connecting wood construction elements**



Product key	DxL	L1	h min	h max	Max. drilling capacity	Head size	Diameter	Single box	Outer carton
			steel/wood						
			mm	mm					
EWCS-CSK-C09-Z-45030	4,5 x 30	14	-	-	-	CSK T25	-	200	-
EWCS-CSK-C09-Z-45035	4,5 x 35	20	-	-	-	CSK T25	-	200	-
EWCS-CSK-C09-Z-45040	4,5 x 40	24	-	-	-	CSK T25	-	200	-
EWCS-CSK-C09-Z-45045	4,5 x 45	30	-	-	-	CSK T25	-	200	-
EWCS-CSK-C09-Z-45050	4,5 x 50	30	-	-	-	CSK T25	-	200	-
EWCS-CSK-C09-Z-45060	4,5 x 60	36	-	-	-	CSK T25	-	200	-
EWCS-CSK-C09-Z-45070	4,5 x 70	42	-	-	-	CSK T25	-	200	-



MATERIALS:

- Screws are made of low carbon steel surface-hardened and galvanized to 3 microns

INSTALLATION:

- For installation, use screwdrivers with a maximum speed of 1200 rpm with regulated torque

CERTIFICATES:


- EN 14592



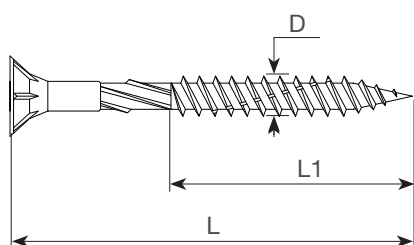
Wood construction screws

EWCS-CSK-C10-Z

Screw for **connecting wood construction elements**



Product key	DxL	L1	h min	h max	Max. drilling capacity	Head size	Diameter	Single box	Outer carton
			steel/wood						
			mm	mm					
EWCS-CSK-C10-Z-50030	5,0 x 30	14	-	-	-	CSK T25	-	200	-
EWCS-CSK-C10-Z-50035	5,0 x 35	20	-	-	-	CSK T25	-	200	-
EWCS-CSK-C10-Z-50040	5,0 x 40	24	-	-	-	CSK T25	-	200	-
EWCS-CSK-C10-Z-50045	5,0 x 45	30	-	-	-	CSK T25	-	200	-
EWCS-CSK-C10-Z-50050	5,0 x 50	30	-	-	-	CSK T25	-	200	-
EWCS-CSK-C10-Z-50060	5,0 x 60	36	-	-	-	CSK T25	-	200	-
EWCS-CSK-C10-Z-50070	5,0 x 70	42	-	-	-	CSK T25	-	200	-
EWCS-CSK-C10-Z-50080	5,0 x 80	50	-	-	-	CSK T25	-	200	-
EWCS-CSK-C10-Z-50090	5,0 x 90	60	-	-	-	CSK T25	-	200	-
EWCS-CSK-C10-Z-50100	5,0 x 100	60	-	-	-	CSK T25	-	200	-
EWCS-CSK-C10-Z-50120	5,0 x 120	70	-	-	-	CSK T25	-	200	-



MATERIALS:

- Screws are made of low carbon steel surface-hardened and galvanized to 3 microns

INSTALLATION:

- For installation, use screwdrivers with a maximum speed of 1200 rpm with regulated torque

CERTIFICATES:


- EN 14592



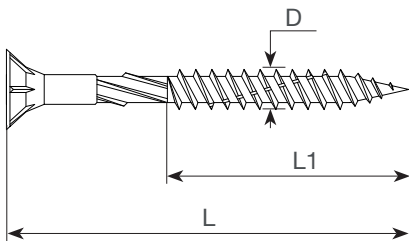
Wood construction screws

EWCS-CSK-C12-Z

Screw for **connecting wood construction elements**



Product key	DxL	L1	h min	h max	Max. drilling capacity	Head size	Diameter	Single box	Outer carton
			steel/wood						
			mm	mm					
EWCS-CSK-C12-Z-60080	6,0 x 80	50	-	-	-	CSK T30	-	200	-
EWCS-CSK-C12-Z-60100	6,0 x 100	60	-	-	-	CSK T30	-	200	-
EWCS-CSK-C12-Z-60120	6,0 x 120	70	-	-	-	CSK T30	-	200	-
EWCS-CSK-C12-Z-60140	6,0 x 140	70	-	-	-	CSK T30	-	200	-
EWCS-CSK-C12-Z-60160	6,0 x 160	70	-	-	-	CSK T30	-	200	-
EWCS-CSK-C12-Z-60180	6,0 x 180	70	-	-	-	CSK T30	-	200	-
EWCS-CSK-C12-Z-60200	6,0 x 200	70	-	-	-	CSK T30	-	200	-



MATERIALS:

- Screws are made of low carbon steel surface-hardened and galvanized to 3 microns

INSTALLATION:

- For installation, use screwdrivers with a maximum speed of 1200 rpm with regulated torque

CERTIFICATES:


- EN 14592



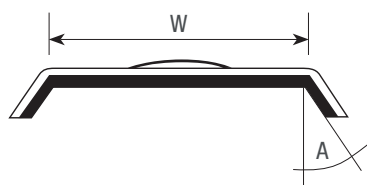
Accessories

ESW WxA

Saddle washers for installation of sandwich panels to various substrates



Product key	Saddle washer width	Saddle washer angle A	Crest width W	Sandwich panel lining angle	Colour	Single box	Outer carton
	mm	degrees	mm	degrees	-	pcs.	pcs.
ESW-25-27	26	27	25	27	aluminium	100	500
ESW-35-30	36	30	35	30	aluminium	100	500
ESW-40-32	41	32	40	32	aluminium	100	500



MATERIALS:

- Saddle washers are made of aluminium
- Saddle washers may be coated with lacquer coating

INSTALLATION:

- Saddle washer type should be selected to a particular type of sandwich panel manufactured by specific producer
- When selecting the length of the screw to the sandwich panel, saddle washer thickness 4mm should be taken into account

CERTIFICATES:

- ETA-16/0734
- ETA-16/0739



Accessories

C3

TECHNICAL SPECIFICATIONS:

Fastener designation	Sandwich panel lining thickness ¹⁾ , [mm]	Characteristic tension load, [kN]*					
		Steel substrate thickness ²⁾ , [mm]					
		2,00	2,50	3,00	4,00	5,00	
ESPS-6-P-A19 ESPS-6-SP-S19	ESW	0,40	3,10	3,10	4,10	8,07	8,07
		0,50	3,10	3,10	4,10	8,07	8,07
		0,55	3,10	3,10	4,10	8,07	8,07
		0,60	3,10	3,10	4,10	8,07	8,07
		0,63	3,10	3,10	4,10	8,07	8,07
		0,70	3,10	3,10	4,10	8,07	8,07
		0,75	3,10	3,10	4,10	8,07	8,07
		0,88	3,10	3,10	4,10	8,07	8,07
	1,00	3,10	3,10	4,10	8,07	8,07	

Fastener designation	Sandwich panel lining thickness ¹⁾ , [mm]	Characteristic tension load, [kN]*					
		Steel substrate thickness ²⁾ , [mm]					
		2,00	2,50	3,00	4,00	5,00	
ESPS-6-B-S19 ESPS-6-B-S16	ESW	0,40	2,13	2,13	3,86	6,43	6,43
		0,50	2,13	2,13	3,86	6,43	6,43
		0,55	2,13	2,13	3,86	6,43	6,43
		0,60	2,13	2,13	3,86	6,43	6,43
		0,63	2,13	2,13	3,86	6,43	6,43
		0,70	2,13	2,13	3,86	6,43	6,43
		0,75	2,13	2,13	3,86	6,43	6,43
		0,88	2,13	2,13	3,86	6,43	6,43
	1,00	2,13	2,13	3,86	6,43	6,43	

Fastener designation	Sandwich panel lining thickness ¹⁾ , [mm]	Characteristic tension load, [kN]*						
		Steel substrate thickness ²⁾ , [mm]						
		4,00	5,00	6,00	8,00	10,00	11,00	
ESPS-12-P-A19	ESW	0,40	7,93	7,93	10,14	10,14	10,14	10,14
		0,50	7,93	7,93	10,90	10,90	10,90	10,90
		0,55	7,93	7,93	10,90	10,90	10,90	10,90
		0,60	7,93	7,93	10,90	10,90	10,90	10,90
		0,63	7,93	7,93	10,90	10,90	10,90	10,90
		0,70	7,93	7,93	10,90	10,90	10,90	10,90
		0,75	7,93	7,93	10,90	10,90	10,90	10,90
		0,88	7,93	7,93	10,90	10,90	10,90	10,90
	1,00	7,93	7,93	10,90	10,90	10,90	10,90	

¹⁾ Steel grade S280GD, S320GD or S350GD according to EN 10346

²⁾ Steel grade S235 according to EN 10025-1, S280GD, S320GD or S350GD according to EN 10346

* In order to determine the design resistance characteristic value should be divided by a safety factor of 1.33

Accessories

TECHNICAL SPECIFICATIONS:

Fastener designation	Sandwich panel lining thickness ¹⁾ , [mm]	Characteristic tension load, [kN]*						
		Steel substrate thickness ²⁾ , [mm]						
		4,00	5,00	6,00	8,00	10,00	11,00	
ESPS-12-P-A16	ESW	0,40	7,93	7,93	10,53	10,53	10,53	10,53
		0,50	7,93	7,93	10,92	10,92	10,92	10,92
		0,55	7,93	7,93	10,92	10,92	10,92	10,92
		0,60	7,93	7,93	10,92	10,92	10,92	10,92
		0,63	7,93	7,93	10,92	10,92	10,92	10,92
		0,70	7,93	7,93	10,92	10,92	10,92	10,92
		0,75	7,93	7,93	10,92	10,92	10,92	10,92
		0,88	7,93	7,93	10,92	10,92	10,92	10,92
1,00	7,93	7,93	10,92	10,92	10,92	10,92		

Fastener designation	Sandwich panel lining thickness ¹⁾ , [mm]	Characteristic tension load, [kN]*						
		Steel substrate thickness ²⁾ , [mm]						
		4,00	5,00	6,00	8,00	10,00	11,00	
ESPS-12-B-S19 ESPS-12-B-S16	ESW	0,40	5,17	5,17	7,45	7,45	7,45	7,45
		0,50	5,17	5,17	7,45	7,45	7,45	7,45
		0,55	5,17	5,17	7,45	7,45	7,45	7,45
		0,60	5,17	5,17	7,45	7,45	7,45	7,45
		0,63	5,17	5,17	7,45	7,45	7,45	7,45
		0,70	5,17	5,17	7,45	7,45	7,45	7,45
		0,75	5,17	5,17	7,45	7,45	7,45	7,45
		0,88	5,17	5,17	7,45	7,45	7,45	7,45
1,00	5,17	5,17	7,45	7,45	7,45	7,45		

Fastener designation	Sandwich panel lining thickness ¹⁾ , [mm]	Characteristic tension load, [kN]*								
		Steel substrate thickness ²⁾ , [mm]								
		4,00	5,00	6,00	8,00	10,00	12,00	16,00	19,00	
ESPS-20-P-A19	ESW	0,40	8,02	8,02	10,14	10,14	10,14	10,14	10,14	10,14
		0,50	8,02	8,02	10,90	10,90	10,90	10,90	10,90	10,90
		0,55	8,02	8,02	10,90	10,90	10,90	10,90	10,90	10,90
		0,60	8,02	8,02	10,90	10,90	10,90	10,90	10,90	10,90
		0,63	8,02	8,02	10,90	10,90	10,90	10,90	10,90	10,90
		0,70	8,02	8,02	10,90	10,90	10,90	10,90	10,90	10,90
		0,75	8,02	8,02	10,90	10,90	10,90	10,90	10,90	10,90
		0,88	8,02	8,02	10,90	10,90	10,90	10,90	10,90	10,90
1,00	8,02	8,02	10,90	10,90	10,90	10,90	10,90	10,90		

¹⁾ Steel grade S280GD, S320GD or S350GD according to EN 10346

²⁾ Steel grade S235 according to EN 10025-1, S280GD, S320GD or S350GD according to EN 10346

* In order to determine the design resistance characteristic value should be divided by a safety factor of 1.33

Accessories

CORROSIVITY CATEGORY

C3

TECHNICAL SPECIFICATIONS:

Fastener designation	Sandwich panel lining thickness ¹⁾ , [mm]	Characteristic tension load, [kN]*								
		Steel substrate thickness ²⁾ , [mm]								
		4,00	5,00	6,00	8,00	10,00	12,00	16,00	19,00	
ESPS-20-P-A16	ESW	0,40	8,02	8,02	10,53	10,53	10,53	10,53	10,53	10,53
		0,50	8,02	8,02	10,92	10,92	10,92	10,92	10,92	10,92
		0,55	8,02	8,02	10,92	10,92	10,92	10,92	10,92	10,92
		0,60	8,02	8,02	10,92	10,92	10,92	10,92	10,92	10,92
		0,63	8,02	8,02	10,92	10,92	10,92	10,92	10,92	10,92
		0,70	8,02	8,02	10,92	10,92	10,92	10,92	10,92	10,92
		0,75	8,02	8,02	10,92	10,92	10,92	10,92	10,92	10,92
		0,88	8,02	8,02	10,92	10,92	10,92	10,92	10,92	10,92
		1,00	8,02	8,02	10,92	10,92	10,92	10,92	10,92	10,92

¹⁾ Steel grade S280GD, S320GD or S350GD according to EN 10346

²⁾ Steel grade S235 according to EN 10025-1, S280GD, S320GD or S350GD according to EN 10346

* In order to determine the design resistance characteristic value should be divided by a safety factor of 1.33

Fastener designation	Sandwich panel lining thickness ¹⁾ , [mm]	Characteristic tension load, [kN]*	
		Effective embedment depth in wood h_{ef} ¹⁾ , [mm]	
		40,00	
ESTS-0A-Z-Z19 ESTS-0A-Z-Z16 ESTS-0A-S-S19 ESTS-0A-S-S16	ESW	0,40	3,78
		0,50	3,78
		0,55	3,78
		0,60	3,78
		0,63	3,78
		0,70	3,78
		0,75	3,78
		0,88	3,78
		1,00	3,78

Fastener designation	Sandwich panel lining thickness ²⁾ , [mm]	Characteristic tension load, [kN]*	
		Effective embedment depth in wood h_{ef} ¹⁾ , [mm]	
		40,00	
ESPS-CS2-P-A19 ESPS-CS2-P-A16	ESW	0,40	3,63
		0,50	3,63
		0,55	3,63
		0,60	3,63
		0,63	3,63
		0,70	3,63
		0,75	3,63
		0,88	3,63
		1,00	3,63


¹⁾ Construction wood according to PN-EN 14081-1+A1:2011, class C24 according to PN-EN 338:2011

²⁾ Steel grade S280GD, S320GD or S350GD according to PN-EN 10346:2011

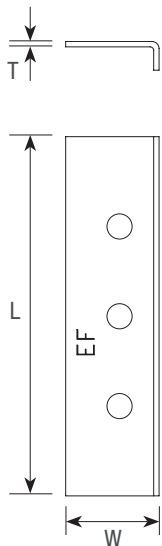
* In order to determine the design resistance characteristic value should be divided by a safety factor of 1.33

ELW-Z / ELW-S LxWxT

Linear washers for fixing sandwich panels with hidden lock to various supports



Product key	LxWxT	Colour	General application	Number of holes	Hole spacing	Hole diameter	Single box	Outer carton
	mm	-	-	pcs.	mm	mm	pcs.	pcs.
ELW-Z-080-22-120-40	80x22x1,20	zinc	edge support	2	40	7	100	600
ELW-S-080-22-120-40	80x22x1,20	stainless steel	edge support	2	40	7	100	600
ELW-Z-100-22-120-25	100x22x1,20	zinc	intermediate support	3	25	7	100	600
ELW-S-100-22-120-25	100x22x1,20	stainless steel	intermediate support	3	25	7	100	600
ELW-Z-150-22-120-15	150x22x1,20	zinc	edge support	4	15	7	100	600
ELW-Z-150-22-120-25	150x22x1,20	zinc	edge support	4	25	7	100	600



MATERIALS:

- Linear washers are made of low carbon steel S280GD
- Linear washers are zinc coated with a thickness 200 g/m²
- Linear washers with the designation S is made of stainless steel A2

INSTALLATION:

- For use with screws for fixing sandwich panels
- Linear washers type depends on the type of substrate and support. Details in technical information
- Linear washers made of stainless steel are designed for corrosion class **C4**

CERTIFICATES:

- ETA-16/0734



When screws are going to be used in corrosivity category C4, always contact Eurofast for proper usage confirmation.

Accessories

CORROSIVITY CATEGORY

C2 C4

Edge support
ELW 80x22x1,20x40Intermediate support
ELW 100x22x1,20x25Edge support
ELW 150x22x1,20x15Edge support
ELW 150x22x1,20x25

TECHNICAL SPECIFICATIONS:

Fastener designation	Sandwich panel lining thickness ¹⁾ , [mm]		Characteristic tension load*, [kN]				
			Steel substrate thickness ²⁾ , [mm]				
			2,00	2,50	3,00	4,00	5,00
ESPS-6-P-A16	ELW T ≥ 1,20 [mm]	0,40	0,40	3,10	4,10	8,07	8,07
		0,50	0,50	3,10	4,10	8,07	8,07
		0,55	0,55	3,10	4,10	8,07	8,07
		0,60	0,60	3,10	4,10	8,07	8,07
		0,63	0,63	3,10	4,10	8,07	8,07
		0,70	0,70	3,10	4,10	8,07	8,07
		0,75	0,75	3,10	4,10	8,07	8,07
		0,88	0,88	3,10	4,10	8,07	8,07
1,00	1,00	3,10	4,10	8,07	8,07		

Fastener designation	Sandwich panel lining thickness ¹⁾ , [mm]		Characteristic tension load*, [kN]				
			Steel substrate thickness ²⁾ , [mm]				
			2,00	2,50	3,00	4,00	5,00
ESPS-6-P-A19	ELW T ≥ 1,20 [mm]	0,40	3,10	3,10	4,10	7,78	7,78
		0,50	3,10	3,10	4,10	7,78	7,78
		0,55	3,10	3,10	4,10	7,78	7,78
		0,60	3,10	3,10	4,10	7,78	7,78
		0,63	3,10	3,10	4,10	7,78	7,78
		0,70	3,10	3,10	4,10	7,78	7,78
		0,75	3,10	3,10	4,10	7,78	7,78
		0,88	3,10	3,10	4,10	7,78	7,78
1,00	3,10	3,10	4,10	7,78	7,78		

Fastener designation	Sandwich panel lining thickness ¹⁾ , [mm]		Characteristic tension load*, [kN]				
			Steel substrate thickness ²⁾ , [mm]				
			2,00	2,50	3,00	4,00	5,00
ESPS-6-B-S19 ESPS-6-B-S16	ELW T ≥ 1,20 [mm]	0,40	2,13	2,13	3,86	6,43	6,43
		0,50	2,13	2,13	3,86	6,43	6,43
		0,55	2,13	2,13	3,86	6,43	6,43
		0,60	2,13	2,13	3,86	6,43	6,43
		0,63	2,13	2,13	3,86	6,43	6,43
		0,70	2,13	2,13	3,86	6,43	6,43
		0,75	2,13	2,13	3,86	6,43	6,43
		0,88	2,13	2,13	3,86	6,43	6,43
1,00	2,13	2,13	3,86	6,43	6,43		

¹⁾ Steel grade S280GD, S320GD or S350GD according to EN 10346

²⁾ Steel grade S235 according to EN 10025-1, S280GD, S320GD or S350GD according to EN 10346

* In order to determine the design resistance characteristic value should be divided by a safety factor of 1.33

Edge support
ELW 80x22x1,20x40Intermediate support
ELW 100x22x1,20x25Edge support
ELW 150x22x1,20x15Edge support
ELW 150x22x1,20x25

TECHNICAL SPECIFICATIONS:

Fastener designation	Sandwich panel lining thickness ¹⁾ , [mm]	Characteristic tension load*, [kN]						
		Steel substrate thickness ²⁾ , [mm]						
		4,00	5,00	6,00	8,00	10,00	11,00	
ESPS-12-P-A16	ELW T ≥ 1,20 [mm]	0,40	7,93	7,93	11,34	11,34	11,34	11,34
		0,50	7,93	7,93	11,34	11,34	11,34	11,34
		0,55	7,93	7,93	11,34	11,34	11,34	11,34
		0,60	7,93	7,93	11,34	11,34	11,34	11,34
		0,63	7,93	7,93	11,34	11,34	11,34	11,34
		0,70	7,93	7,93	11,34	11,34	11,34	11,34
		0,75	7,93	7,93	11,34	11,34	11,34	11,34
		0,88	7,93	7,93	11,34	11,34	11,34	11,34
1,00	7,93	7,93	11,34	11,34	11,34	11,34		

Fastener designation	Sandwich panel lining thickness ¹⁾ , [mm]	Characteristic tension load*, [kN]						
		Steel substrate thickness ²⁾ , [mm]						
		4,00	5,00	6,00	8,00	10,00	11,00	
ESPS-12-P-A19	ELW T ≥ 1,20 [mm]	0,40	7,78	7,78	7,78	7,78	7,78	7,78
		0,50	7,78	7,78	7,78	7,78	7,78	7,78
		0,55	7,78	7,78	7,78	7,78	7,78	7,78
		0,60	7,78	7,78	7,78	7,78	7,78	7,78
		0,63	7,78	7,78	7,78	7,78	7,78	7,78
		0,70	7,78	7,78	7,78	7,78	7,78	7,78
		0,75	7,78	7,78	7,78	7,78	7,78	7,78
		0,88	7,78	7,78	7,78	7,78	7,78	7,78
1,00	7,78	7,78	7,78	7,78	7,78	7,78		

Fastener designation	Sandwich panel lining thickness ¹⁾ , [mm]	Characteristic tension load*, [kN]						
		Steel substrate thickness ²⁾ , [mm]						
		4,00	5,00	6,00	8,00	10,00	11,00	
ESPS-12-B-S19 ESPS-12-B-S16	ELW T ≥ 1,20 [mm]	0,40	5,17	5,17	7,45	7,45	7,45	7,45
		0,50	5,17	5,17	7,45	7,45	7,45	7,45
		0,55	5,17	5,17	7,45	7,45	7,45	7,45
		0,60	5,17	5,17	7,45	7,45	7,45	7,45
		0,63	5,17	5,17	7,45	7,45	7,45	7,45
		0,70	5,17	5,17	7,45	7,45	7,45	7,45
		0,75	5,17	5,17	7,45	7,45	7,45	7,45
		0,88	5,17	5,17	7,45	7,45	7,45	7,45
1,00	5,17	5,17	7,45	7,45	7,45	7,45		

¹⁾ Steel grade S280GD, S320GD or S350GD according to EN 10346

²⁾ Steel grade S235 according to EN 10025-1, S280GD, S320GD or S350GD according to EN 10346

Accessories

CORROSIVITY CATEGORY

C2 C4

Edge support
ELW 80x22x1,20x40Intermediate support
ELW 100x22x1,20x25Edge support
ELW 150x22x1,20x15Edge support
ELW 150x22x1,20x25

* In order to determine the design resistance characteristic value should be divided by a safety factor of 1.33

TECHNICAL SPECIFICATIONS:

Fastener designation	Sandwich panel lining thickness ¹⁾ , [mm]	Characteristic tension load*, [kN]								
		Steel substrate thickness ²⁾ , [mm]								
		4,00	5,00	6,00	8,00	10,00	12,00	16,00	19,00	
ESPS-20-P-A16	ELW T ≥ 1,20 [mm]	0,40	8,02	8,02	12,02	12,02	12,02	12,02	12,02	12,02
		0,50	8,02	8,02	12,02	12,02	12,02	12,02	12,02	12,02
		0,55	8,02	8,02	12,02	12,02	12,02	12,02	12,02	12,02
		0,60	8,02	8,02	12,02	12,02	12,02	12,02	12,02	12,02
		0,63	8,02	8,02	12,02	12,02	12,02	12,02	12,02	12,02
		0,70	8,02	8,02	12,02	12,02	12,02	12,02	12,02	12,02
		0,75	8,02	8,02	12,02	12,02	12,02	12,02	12,02	12,02
		0,88	8,02	8,02	12,02	12,02	12,02	12,02	12,02	12,02
1,00	8,02	8,02	12,02	12,02	12,02	12,02	12,02	12,02		

Fastener designation	Sandwich panel lining thickness ¹⁾ , [mm]	Characteristic tension load*, [kN]								
		Steel substrate thickness ²⁾ , [mm]								
		4,00	5,00	6,00	8,00	10,00	12,00	16,00	19,00	
ESPS-20-P-A19	ELW T ≥ 1,20 [mm]	0,40	7,78	7,78	7,78	7,78	7,78	7,78	7,78	7,78
		0,50	7,78	7,78	7,78	7,78	7,78	7,78	7,78	7,78
		0,55	7,78	7,78	7,78	7,78	7,78	7,78	7,78	7,78
		0,60	7,78	7,78	7,78	7,78	7,78	7,78	7,78	7,78
		0,63	7,78	7,78	7,78	7,78	7,78	7,78	7,78	7,78
		0,70	7,78	7,78	7,78	7,78	7,78	7,78	7,78	7,78
		0,75	7,78	7,78	7,78	7,78	7,78	7,78	7,78	7,78
		0,88	7,78	7,78	7,78	7,78	7,78	7,78	7,78	7,78
1,00	7,78	7,78	7,78	7,78	7,78	7,78	7,78	7,78		

¹⁾ Steel grade S280GD, S320GD or S350GD according to EN 10346

²⁾ Steel grade S235 according to EN 10025-1, S280GD, S320GD or S350GD according to EN 10346

Edge support
ELW 80x22x1,20x40Intermediate support
ELW 100x22x1,20x25Edge support
ELW 150x22x1,20x15Edge support
ELW 150x22x1,20x25

* In order to determine the design resistance characteristic value should be divided by a safety factor of 1.33

TECHNICAL SPECIFICATIONS:

Fastener designation	Sandwich panel lining thickness ¹⁾ , [mm]	Characteristic tension load, [kN]*	
		Effective embedment depth in wood $h_{ef}^{(1)}$, [mm]	
		40,00	
ESTS-0A-Z-Z19 ESTS-0A-Z-Z16 ESTS-0A-S-S19 ESTS-0A-S-S16	ESW	0,40	3,78
		0,50	3,78
		0,55	3,78
		0,60	3,78
		0,63	3,78
		0,70	3,78
		0,75	3,78
		0,88	3,78
	1,00	3,78	

¹⁾ Construction wood according to PN-EN 14081-1+A1:2011, class C24 according to PN-EN 338:2011

²⁾ Steel grade S280GD, S320GD or S350GD according to PN-EN 10346:2011

* In order to determine the design resistance characteristic value should be divided by a safety factor of 1.33

Fastener designation	Sandwich panel lining thickness ²⁾ , [mm]	Characteristic tension load, [kN]*	
		Effective embedment depth in wood $h_{ef}^{(1)}$, [mm]	
		40,00	
ESPS-CS2-P-A19 ESPS-CS2-P-A16	ESW	0,40	3,63
		0,50	3,63
		0,55	3,63
		0,60	3,63
		0,63	3,63
		0,70	3,63
		0,75	3,63
		0,88	3,63
	1,00	3,63	

¹⁾ Construction wood according to PN-EN 14081-1+A1:2011, class C24 according to PN-EN 338:2011

²⁾ Steel grade S280GD, S320GD or S350GD according to PN-EN 10346:2011

* In order to determine the design resistance characteristic value should be divided by a safety factor of 1.33

Accessories

ENS-M 8, ENS-S 8, ENS-M 10, ENS-T25-11

Nut setters for installation screws with hexagonal or pan head type



ENS-M 8



ENS-S 8

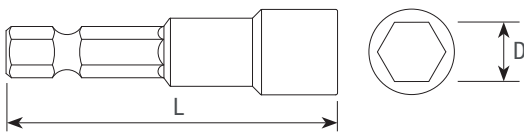


ENS-M 10



ENS-T25-11

Product key	Holder size	Type	Head size D	Nut setter length L	Single box	Outer carton
	inch	-	mm	mm	pcs.	pcs.
ENS-HWH-08-42-S	1/4"	spring	8	42	1	-
ENS-HWH-08-42-M	1/4"	magnetic	8	42	1	-
ENS-HWH-10-45-M	1/4"	magnetic	10	45	1	-
ENS-HWH-10-65-M	1/4"	magnetic	10	65	1	-
ENS-PH-T25-50-B	1/4"	ball	PH2/T25	50	1	-



MATERIALS:

- Nut setters are made of AISI 6150 steel surface-hardened

INSTALLATION:

- Nut setters ENS-S 8 are intended for tightening painted screws
- Nut setters ENS-M 8, ENS-M 10 are intended for tightening screws unpainted
- Nut setters ENS-T25-11 are intended for tightening pan head screws
- For installation, use screwdrivers with a maximum speed of 2500 rpm with regulated torque

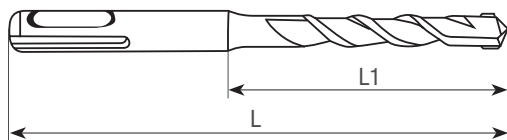
Accessories

SDS+

Drills for concrete



Product key	Drill type	Drill diameter	Total drill length L	Working area length L1	Single box	Outer carton
	-	mm	mm	mm	pcs.	pcs.
0121050110	SDS+	5	110	50	1	-
0121050160	SDS+	5	160	100	1	-
0121050210	SDS+	5	210	150	1	-
0121050260	SDS+	5	260	200	1	-
0121050310	SDS+	5	310	250	1	-
0121050410	SDS+	5	410	350	1	-
0121055110	SDS+	5,5	110	50	1	-
0121055160	SDS+	5,5	160	100	1	-
0121055210	SDS+	5,5	210	150	1	-
0121055260	SDS+	5,5	260	200	1	-
0121055310	SDS+	5,5	310	250	1	-
0121055350	SDS+	5,5	350	300	1	-
0121055410	SDS+	5,5	410	350	1	-



INSTALLATION:

- Drills designed for drilling holes in concrete
- Drill bits designed for tools equipped with SDS + connector
- You can use a stroke when drilling

Accessories

EFST

Sealing polyethylene tapes for roofing and cladding



Product key	Designation	Thickness	Width	Length	Single box	Outer carton
	-	mm	mm	mb	pcs.	pcs.
EFST-03-09-30	PES 3x9 30 mb	3	9	30	1	100
EFST-03-10-30	PES 3x10 30 mb	3	10	30	1	90
EFST-03-20-30	PES 3x20 30 mb	3	20	30	1	48
EFST-03-30-30	PES 3x30 30 mb	3	30	30	1	32
EFST-03-50-30	PES 3x50 30 mb	3	50	30	1	18
EFST-04-20-20	PES 4x20 20 mb	4	20	20	1	48
EFST-04-40-20	PES 4x40 20 mb	4	40	20	1	24
EFST-05-20-20	PES 5x20 20 mb	5	20	20	1	48

INSTALLATION:

- Installation at temperatures above 5°C
- The substrate must be cleaned of dirt and dust
- The tape should be attached avoiding twisting or displacement on the joints

